

Occurrence of Gibberellins in Vascular Plants, Fungi, and Bacteria

Jake MacMillan

IACR-Long Ashton Research Station, Department of Agricultural Sciences, University of Bristol, Long Ashton, Bristol BS41 9AF, United Kingdom

ABSTRACT

The occurrence of GA₁ to GA₁₂₆ in vascular plants, fungi, and bacteria is listed. The data are discussed with reference to criteria for identification and to the frequency of occurrence of GAs in vascular plants.

Key words: Gibberellins A₁-A₁₂₆; Natural occurrence; Vascular plants; Fungi; Bacteria

Introduction

Introductions to publications on gibberellins (GAs) often state that the GAs are of widespread or universal occurrence but are unable to provide evidence for this general statement. The purpose of this contribution to this special issue on GAs is to provide such evidence in the form of a compilation of the occurrence of the currently known GAs (126) in vascular plants, fungi, and bacteria. It is an updated and permanent hard-copy of information on the web:

(http://www.plant-hormones.bbsrc.ac.uk/gainplants/occurrence_of_gas_in_plants.htm;

<http://www.plant-hormones.bbsrc.ac.uk/gainplants/gasinfungi.htm>;

<http://www.plant-hormones.bbsrc.ac.uk/gainplants/gasinbacteriai.htm>).

In Table 1 the GAs are listed in numerical order. For each GA, the vascular plants in which that GA has been identified are listed in alphabetical order, together with the type of tissue in which the identification was made.

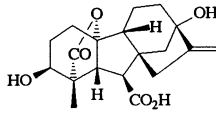
In Table 2 the vascular plants are listed in alphabetical order and the GAs that have been identified in the various types of tissue are listed.

In Tables 3 and 4, respectively, the occurrence of GAs in fungi and bacteria is provided for completeness.

All of the currently known 126 GAs have been fully characterized by isolation of the pure compound from a natural source or by direct comparison with a standard obtained by rational synthesis. Their structures have been unequivocally determined on chemical and spectroscopic evidence. The orderly allocation of GA numbers to the natural GAs, instigated by MacMillan and Takahashi (1968), is being continued by Hedden and Kamiya (for details see http://www.plant-hormones.bbsrc.ac.uk/gainplants/gibberellin_nomenclature.htm).

The natural occurrence of GAs in plants was initially established by their isolation, mainly from immature seeds in which the amounts are high, and often by Herculean efforts. Since the early 1970s their identification from natural sources has relied mainly upon combined gas chromatography–mass spectrometry (GC–MS) data from purified, derivatized extracts and a comparison with reference GC–

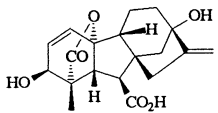
Table 1. Numerical List of Gibberellins and Their Occurrence in Tissues of Vascular Plants

GA _n	Plant species	Tissue	References
GA ₁			
			
	<i>Abelmoschus esculentus</i>	immature seed	Koshioka and others 1996
	<i>Agrostemma githago</i>	shoots and leaves	Jones and Zeevaart 1980
	<i>Allium cepa</i>	leaf sheaths	Nojiri and others 1993
	<i>Alnus tenuifolia</i>	vegetative buds	Zanewich and Rood 1994
	<i>Alstroemeria hybrida</i>	leaves	Kappers and others 1997
	<i>Althaea rosea</i>	shoot apices	Harada and Nitsch 1967
	<i>Arabidopsis thaliana</i>	shoots	Talon and others 1990b
		seeds	Derkx and others 1994
	<i>Aralia cordata</i>	basal buds	Nishijima and others 1993
	<i>Begonia x cheimanthus</i>	leaves	Oden and Heide 1988
	<i>Betula pendula</i>	vegetative buds	Zanewich and Rood 1994
	<i>Brassica napus</i>	stems	Rood and others 1987
		shoots	Hedden and others 1989
		immature siliques	Zanewich and Rood 1993
	<i>Camellia sinensis</i>	endosperm	Koshioka and others 1993
	<i>Campanula isophylla</i>	leaves and stems	Jensen and others 1996
	<i>Carica papaya</i>	fruits	Dathe and others 1991
	<i>Carthamus tinctorius</i>	stems	Potter and others 1993
	<i>Cibotium glaucum</i>	sporophytes	Yamane and others 1988a
	<i>Citrus reticulata</i>	developing fruit	Talon and others 1992
	<i>Citrus sinensis</i>	shoots	Poling and Maier 1988
		seeds	Turnbull 1989
		buds, ovaries, fruit, shoots	Talon and others 1990a
		immature fruit	Poling 1991
	<i>Citrus unshiu</i>	water sprouts	Kawarada and Sumiki 1959
		young fruit	Goto and others 1989
		developing fruit	Talon and others 1992
	<i>Corylus avellana</i>	seeds	Williams and others 1974
	<i>Cucumis melo</i>	mature seeds	Hemphill and others 1972
			Edelstein and others 1995
	<i>Cucumis sativus</i>	mature seeds	Hemphill and others 1972
	<i>Cucurbita maxima</i>	endosperm	Lange and others 1993a
		embryo	Lange and others 1993b
	<i>Cyathea australis</i>	sporophytes	Yamane and others 1985
	<i>Daucus carota</i>	somatic cell embryo cultures	Noma and others 1979
	<i>Dalbergia dolichopetala</i>	germinating seed	Moritz and Montiero 1994
	<i>Dendranthema grandifloru</i>	stem tips	Nishijima and others 1997
	<i>Eucalyptus globulus</i>	cambial region	Hasan and others 1994
			Ridoutt and others 1995
	<i>Eustoma grandiflorum</i>	shoots + floral buds	Hisamatsu and others 1998b
	<i>Fragaria x ananassa</i> Duch.	leaves - short day	Taylor and others 1994
		leaf exudate - short day	Taylor and others 2000b
		leaves - day neutral	Taylor and others 2000a
		immature fruit - day neutral	Blake and others 2000b
	<i>Gentiana triflora</i>	stems and leaves	Koshioka and others 1998
	<i>Helianthus annuus</i>	immature seeds	Hutchison and others 1988
	<i>Hordeum vulgare</i>	germinating grain	Yamada 1982
			Gaskin and others 1984

	developing grain	Gaskin and others 1984
	leaf sheaths	Boother and others 1991
	seedlings	Croker and others 1990
<i>Ipomoea batatas</i>	immature seed	Boother and others 1991
<i>Ipomoea reptans</i>	immature seed	Matsuo and others 1984
<i>Juglans regia</i>	pollinated and unpollinated ovaries	Matsuo and others 1984
		Tadeo and others 1994
<i>Lactuca sativa</i>	shoots	Waycott and others 1991
	seedlings	Toyomasu and others 1992
	mature seeds	Toyomasu and others 1993
<i>Lathyrus odoratus</i>	shoots	Ross and others 1990
<i>Leucaena leucocephala</i>	immature seed	Arigayo and others 1983
<i>Lilium elegans</i>	bulbs	Takayama and others 1993
<i>Loliurn perenne</i>	leaf tissue	Morvan-Bertrand and others 2001
<i>Lolium temulentum</i>	leaves	Gocal and others 1999
<i>Lupinus albus</i>	seeds	Gaskin and others 1992
<i>Lycopersicon esculentum</i>	cultured roots	Butcher and others 1988
	seeds, pericarp	Bohner and others 1988
	pollinated and parthenocarpic fruit	Koshioka and others 1994
	leaves + shoot tips	Grunzweig and others 1997
	unpollinated ovaries	Fos and others 2000
<i>Malus domestica</i>	immature seed	Lin and others 1991
		Hedden and others 1993
<i>Mangifera indica</i>	leaves	Davenport and others 2001
<i>Marah macrocarpus</i>	embryo	MacMillan and Gaskin 1996
<i>Matthiola incana</i>	shoots + flower buds	Hisamatsu and others 1998a
<i>Orobancha minor</i>	arial parts	Suzuki and others 1994
<i>Oryza saliva</i>	ears	Suzuki and others 1981
		Kobayashi and others 1984
<i>Pennisetum glaucum</i>	shoots	Devi and others 1994
<i>Pharbitis tricolor</i>	immature seeds	Matsuo and others 1984
<i>Phaseolus coccineus</i>	immature seeds	MacMillan and Suter 1958
		MacMillan and others 1960
	light-grown seedlings	Durley and others 1971
	embryo and testa	Bowen and others 1973
	cotyledonary embryo	Albone and others 1984
	suspensor	Picciarelli and Alpi 1985
<i>Phaseolus lunatus</i>	stems, root nodules	Picciarelli and Alpi 1986
<i>Phaseolus vulgaris</i>	immature seeds	Dobert and others 1992a
		West and Phinney 1959
		West 1961
		Hiraga and others 1974b
		Yamane and others 1977
	mature seeds	Hiraga and others 1974a,b
<i>Phyllostachys bambusoides</i>	shoots	Yanagisawa and others 1992
<i>Phyllostachys edulis</i>	shoots	Yanagisawa and others 1992
<i>Picea abies</i>	shoots	Oden and others 1987
		Moritz 1995
<i>Picea sitchensis</i>	shoots	Moritz and others 1989
<i>Pimpinella anisum</i>	somatic cell embryo cultures	Noma and others 1979
<i>Pinus sylvestris</i>	stem and needles	Wang and others 1996
<i>Pisum sativum</i>	shoot apices	Ingram and others 1983
	dark-grown shoots	Gaskin and others 1985
	Pods, seeds parthenocarpic ovaries	Garcia-Martinez and others 1987a
	pollinated ovaries	Garcia-Martinez and others 1987a
		Santes and others 1995
	Pods, ovules	Garcia-Martinez and others 1991

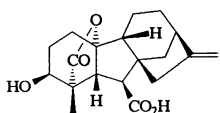
Table 1. *Continued*

GA _n	Plant species	Tissue	References
	<i>Pithecellobium microcarpum</i>	immature seeds	Koshioka and others 1986
	<i>Polianthes tuberosa</i>	corms	Chang and others 2001
	<i>Populus tremuloides</i>	vegetative buds	Zanewich and Rood 1994
	<i>Prunus armeniaca</i>	immature seeds	Bottini and others 1985
	<i>Prunus avium</i>	fruitlets	Blake and Browning 1994
		germinating seeds, apices ex 10-wk seedlings, apices ex mature plants	Blake and others 2000a
	<i>Prunus spachiana</i>	shoots	Kobayashi and others 1996
	<i>Pseudotsuga menziesii</i>	shoots	Doumas and others 1992
	<i>Raphanus sativus</i>	mature seed	Nakayama and others 1990
		leaves and stem	Nakayama and others 1995
	<i>Rumex acetosa</i>	shoots	Rijinders and others 1997
	<i>Rumex palustris</i>	shoots	Rijinders and others 1997
	<i>Saccharum spp</i>	leaves, shoot apical meristem	Kuhnle and others 1983
	<i>Salix pentandra</i>	shoots, catkins	Davies and others 1985
		roots	Olsen and others 1994
	<i>Sasa kurilensis</i>	shoots	Yanagisawa and others 1992
	<i>Secale cereale</i>	plants	Eckert and others 1978
	<i>Sechium edule</i>	endosperm, embryo, testa	Albone and others 1984
	<i>Silene armeria</i>	shoots	Talon and Zeevaart 1990
	<i>Sonneratia apelata</i>	leaves	Ganguly and Sircar 1974
	<i>Spinacia oleracea</i>	shoots	Talon and others 1991
	<i>Thlaspi arvense</i>	shoots	Metzger and Mardaus 1986
	<i>Trifolium repens</i>	arial parts	Suzuki and others 1994
	<i>Triticum aestivum</i>	leaves, roots	Eckert and others 1978
		leaves, stems	Jensen and Junttila 1987
		shoots	Appleford and Lenton 1991
		expanding internode, young ears	Webb and others 1998
	<i>Vitis vinifera</i>	seeds, seeded berries	Perez and others 2000
	<i>Vigna unguiculata / sinensis</i>	shoots	Garcia-Martinez 1987b
		stems and nodules	Dobert and others 1992b
		hypocotyls	Okatomoto and others 1995
	<i>Zea mays</i>	young tassels	Heupel and others 1985
		shoots	Fujioka and others 1988a
		pollen	Yamaguchi and others 1990
		seeds	Murofushi and others 1991
		callus ex embryo	Talo and others 1995

GA₃

<i>Abelmoschus esculentus</i>	immature seed	Koshioka and others 1996
<i>Althaea rosea</i>	shoot apices	Harada and Nitsch 1967
<i>Arabidopsis thaliana</i>	seeds	Derkx and others 1994
<i>Avena sativa</i>	inflorescences	Kaufman and others 1976
<i>Brassica napus</i>	stems	Rood and others 1987
	immature siliques	Zanewich and Rood 1993
<i>Calystegia soldanella</i>	immature seeds	Matsuo and others 1984
<i>Camellia sinensis</i>	endosperm	Koshioka and others 1993
<i>Carica papaya</i>	fruits	Dathe and others 1991
<i>Carthamus tinctorius</i>	stems	Potter and others 1993
<i>Citrus sinensis</i>	fruitlets	Turnbull 1989

<i>Cucumis melo</i>	mature seeds	Hemphill and others 1972
<i>Cucumis sativus</i>	mature seeds	Edelstein and others 1995
<i>Dalbergia dolichopetala</i>	germinating seed	Hemphill and others 1972
<i>Fragaria x ananassa</i> Duch.	immature fruit - day neutral	Moritz and Montiero 1994
	leaves - day neutral	Blake and others 2000b
	leaf exudates - short day	Taylor and others 2000a
<i>Hordeum vulgare</i>	germinating grain	Taylor and others 2000b
		Yamada 1982
	leaf sheaths	Gaskin and others 1984
	developing grain, shoots	Croker and others 1990
<i>Ipomoea batatas</i>	immature seeds	Boother and others 1991
<i>Ipomoea reptans</i>	immature seeds	Matsuo and others 1984
<i>Lactuca sativa</i>	shoots	Matsuo and others 1984
<i>Lolium temulentum</i>	leaves	Waycott and others 1991
<i>Lycopersicon esculentum</i>	cultured roots	Gocal and others 1999
	leaves + shoot tips	Butcher and others 1988
	unpollinated ovaries	Grunzweig and others 1997
<i>Lupinus albus</i>	seeds	Fos and others 2000
<i>Malus domestica</i>	immature seeds	Gaskin and others 1992
		Lin and others 1991
		Hedden and others 1993
<i>Mangifera indica</i>	leaves	Davenport and others 2001
<i>Marah macrocarpus</i>	endosperm, embryo	MacMillan and Gaskin 1996
<i>Pennisetum glaucum</i>	shoots	Devi and others 1994
<i>Pharbitis purpurea</i>	immature seeds	Fujisawa and others 1985
<i>Pharbitis tricolor</i>	immature seeds	Matsuo and others 1984
<i>Phaseolus coccineus</i>	immature seeds	Matsuo and others 1984
<i>Phaseolus lunatus</i>	stems, root nodules	Durley and others 1971
<i>Picea abies</i>	shoots	Dobert and others 1992a
<i>Picea sitchensis</i>	shoots	Oden and others 1987; Moritz 1995
<i>Pinus attenuata</i>	pollen	Moritz and others 1989
<i>Pinus sylvestris</i>	stem and needles	Kamienska and others 1976
<i>Pisum sativum</i>	pod, ovules	Wang and others 1996
	pollinated ovaries	Garcia-Martinez and others 1991
<i>Prunus avium</i>	fruitlets	Santes and others 1995
	germinating seeds, apices ex	Blake and Browning 1994
	10-wk and mature plants	Blake and others 2000a
<i>Prunus cerasus</i>	immature seeds	Nakayama and others 1996
<i>Prunus persica</i>	immature seeds	Nakayama and others 2001
<i>Pseudotsuga menziesii</i>	shoots	Doumas and others 1992
<i>Saccharum spp</i>	leaves, shoot apical meristem	Kuhnle and others 1983
<i>Secale cereale</i>	plants	Eckert and others 1978
<i>Sechium edule</i>	endosperm, embryo, testa	Albone and others 1984
<i>Triticum aestivum</i>	leaves, roots	Eckert and others 1978
	leaves, stems	Jensen and Junttila 1987
	shoots	Appleford and Lenton 1991
	expanding internodes, young ears	Webb and others 1998
<i>Vigna unguiculata /sinensis</i>	leaves+petioles+ epicotyls	Garcia-Martinez and others 1987b
	stems	Dobert and others 1992b
<i>Vitis vinifera</i>	seeds, seeded berries	Perez and others 2000
<i>Zea mays</i>	shoots	Fujioka and others 1988b
	silk	Murofushi and others 1991

GA₄*Abelmoschus esculentus*

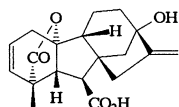
immature seed

Koshioka and others 1996

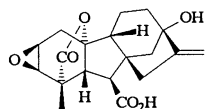
Table 1. *Continued*

GA _n	Plant species	Tissue	References
	<i>Allium cepa</i>	leaf sheaths	Nojiri and others 1993
	<i>Astroemeria hybrida</i>	leaves	Kappers and others 1997
	<i>Anemia phyllitidis</i>	sporophytes	Oyama and others 1996b
	<i>Arabidopsis thaliana</i>	shoots	Talon and others 1990b
		seeds	Derkx and others 1994
	<i>Aralia cordata</i>	basal buds	Nishijima and others 1993
	<i>Begonia x cheimanthia</i>	leaves	Oden and Heide 1988
	<i>Brassica napus</i>	immature siliques	Zanewich and Rood 1993
	<i>Calystegia soldanella</i>	immature seeds	Matsuo and others 1984
	<i>Cibotium glaucum</i>	sporophytes	Yamane and others 1988a
	<i>Citrus reticulata</i>	developing fruit	Talon and others 1992
	<i>Citrus sinensis</i>	immature fruit	Poling 1991
	<i>Citrus unshiu</i>	young fruit	Goto and others 1989
		developing fruit	Talon and others 1992
	<i>Cucumis melo</i>	mature seeds	Edelstein and others 1995
	<i>Cucumis sativus</i>	mature seeds	Hemphill and others 1972
	<i>Cucurbita maxima</i>	endosperm	Blechs Schmidt and others 1984
		embryo	Lange and others 1993b
	<i>Cyathea australis</i>	sporophytes	Yamane and others 1985
	<i>Dalbergia dolichopetala</i>	germinating seed	Moritz and Montiero 1994
	<i>Daucus carota</i>	somatic cell embryo cultures	Noma and others 1979
	<i>Dicksonia antarctica</i>	sporophytes	Yamane and others 1988a
	<i>Dioscorea opposita</i>	dormant bulbils	Tanno and others 1992
	<i>Eucalyptus globulus</i>	cambial region	Ridoutt and others 1995
	<i>Helianthus annuus</i>	seeds	Hutchison and others 1988
	<i>Hordeum vulgare</i>	developing grain	Gaskin and others 1984
	<i>Juglans regia</i>	pollinated and unpollinated ovaries	Tadeo and others 1994
	<i>Lilium elegans</i>	bulbs	Takayama and others 1993
	<i>Lupinus albus</i>	seeds	Gaskin and others 1992
	<i>Lycopersicon esculentum</i>	leaves + shoot tips	Grunzweig and others 1997
	<i>Malus domestica</i>	immature seeds	Lin and others 1991
		developing seeds	Hedden and others 1993
	<i>Marah macrocarpus</i>	endosperm	Oyama and others 1996a
		endosperm, embryo	Beeley and others 1975
	<i>Matthiola incana</i>	shoots + flower buds	MacMillan and Gaskin 1996
	<i>Ornithogalum thyroides</i>	inflorescences	Hisamatsu and others 1998a
	<i>Orobanche minor</i>	erial parts	Koshioka and others 1999
	<i>Oryza sativa</i>	ears	Suzuki and others 1994
		spikelets	Kobayashi and others 1984
	<i>Phaseolus coccineus</i>	dark-grown seedlings	Kobayashi and others 1988
		light-grown seedlings	Crozier and others 1971
		cotyledonary embryo	Bowen and others 1973
		suspensor	Picciarelli and Alpi 1985
	<i>Phaseolus vulgaris</i>	immature seeds	Picciarelli and Alpi 1986
			Durley and others 1971
			Hiraga and others 1974b
			Yamane and others 1977
	<i>Picea abies</i>	shoots	Moritz 1995
	<i>Picea sitchensis</i>	shoots	Moritz and others 1989
	<i>Pimpinella anisum</i>	somatic cell embryo cultures	Noma and others 1979
	<i>Pinus attenuata</i>	pollen	Kamienska and others 1976
	<i>Pinus sylvestris</i>	stem and needles	Wang and others 1996
	<i>Pisum sativum</i>	internodes	Poole and others 1995
		fertilized ovules	Rodrigo and others 1997

<i>Pseudotsuga menziesii</i>	shoots	Doumas and others 1992
<i>Raphanus sativus</i>	leaves, stem	Nakayama and others 1995
<i>Rumex acetosa</i>	shoots	Rijinders and others 1997
<i>Rumex palustris</i>	shoots	Rijinders and others 1997
<i>Saccharum spp</i>	apical meristem	Koshioka and others 1984
<i>Sechium edule</i>	endosperm, embryo	Albone and others 1984
<i>Spinacia oleracea</i>	shoots	Talon and others 1991
<i>Trifolium repens</i>	erial parts	Suzuki and others 1994
<i>Triticum aestivum</i>	leaves and stems	Jensen and Junttila 1987
	expanding internode	Webb and others 1998
	shoots	Appleford and Lenton 1991
<i>Vigna unguiculata / sinensis</i>	hypocotyls	Okamoto and others 1995
<i>Vitis vinifera x V. rupestris</i>	somatic embryos	Takeno and others 1983
<i>Zea mays</i>	shoots	Fujioka and others 1988b

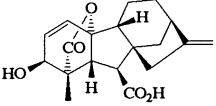
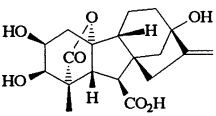
GA₅

<i>Dalbergia dolichopetala</i>	germinating seeds	Moritz and Montiero 1994
<i>Fragaria x ananassa</i> Duch.	leaves - short day	Taylor and others 1994
	immature fruit - day neutral	Blake and others 2000b
<i>Ipomoea batatas</i>	immature and mature seeds	Matsuo and others 1984
<i>Ipomoea reptans</i>	immature and mature seeds	Matsuo and others 1984
<i>Lactuca sativa</i>	shoots	Waycott and others 1991
<i>Pharbitis purpurea</i>	immature seeds	Fujisawa and others 1985
<i>Phaseolus coccineus</i>	immature seeds	MacMillan and others 1958, 1960
	light-grown seedlings	Durley and others 1971
	embryo and testa	Bowen and others 1973
	cotyledonary embryo	Albone and others 1984
	suspensors	Picciarelli and Alpi 1985
<i>Phaseolus vulgaris</i>	immature seeds	Picciarelli and Alpi 1986
		West and Phinney 1959
		West 1961
		Yamane and others 1977
<i>Prunus armeniaca</i>	immature seeds	Bottini and others 1985
<i>Prunus avium</i>	fruitlets	Blake and Browning 1994
	germinating seeds,	Blake and others 2000a
	apices ex 10-wk-old,	
	apices ex mature plants	
<i>Prunus persica</i>	immaure seeds	Yamaguchi and others 1975a,b
<i>Raphanus sativus</i>	mature seeds	Nakayama and others 1998
<i>Quamoclit pennata</i>	seeds	Matsuo and others 1984
<i>Spinacia oleracea</i>	shoots	Talon and others 1991
<i>Zea mays</i>	shoots	Fujioka and others 1988a

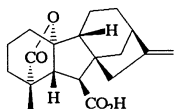
GA₆

<i>Phaseolus coccineus</i>	immature seeds	MacMillan and others 1962
	embryo and testa	Durley and others 1971
	cotyledonary embryo	Albone and others 1984
	suspensors	Picciarelli and Alpi 1985
		Picciarelli and Alpi 1986

Table 1. Continued

GA _n	Plant species	Tissue	References
	<i>Phaseolus vulgaris</i>	immature seeds	Durley and others 1971 Yamane and others 1977
GA ₇			
	<i>Calystigia soldanella</i>	seeds	Matsuo and others 1984
	<i>Daucus carota</i>	somatic cell embryo cultures	Noma and Others 1979
	<i>Malus domestica</i>	immature seeds	Lin and others 1991 Hedden and others 1993
	<i>Marah macrocarpus</i>	developing seeds endosperm	Oyama and others 1996a Beeley and others 1975
	<i>Ornithogalum thyroides</i>	inflorescences	MacMillan and Gaskin 1996
	<i>Picea abies</i>	shoots	Koshioka and others 1999
	<i>Pimpinella anisum</i>	somatic cell embryo cultures	Moritz 1995 Noma and others 1979
	<i>Pinus attenuata</i>	pollen	Kamienska and others 1976
	<i>Pisum sativum</i>	fertilized ovules	Rodrigo and others 1997
	<i>Pseudotsuga menziesii</i>	shoots	Dumas and others 1992
	<i>Sechium edule</i>	endosperm, embryos, testa	Albone and others 1984
	<i>Spinacia oleracea</i>	shoots	Talon and others 1991
	<i>Triticum aestivum</i>	leaves + stems	Jensen and Junttila 1987
	<i>Zea mays</i>	shoots	Fujioka and others 1988b
GA ₈			
	<i>Abelmoschus esculentus</i>	immature seed	Koshioka and others 1996
	<i>Allium cepa</i>	leaf sheaths	Nojiri and others 1993
	<i>Alnus tenuifolia</i>	vegetative buds	Zanewich and Rood 1994
	<i>Alstroemeria hybrida</i>	leaves	Kappers and others 1997
	<i>Arabidopsis thaliana</i>	shoots	Talon and others 1990b
	<i>Betula pendula</i>	vegetative buds	Zanewich and Rood 1994
	<i>Brassica napus</i>	shoots	Hedden and others 1989
		immature siliques	Zanewich and Rood 1993
	<i>Calonyction aculeatum</i>	immature seeds	Murofushi and others 1973
	<i>Citrus reticulata</i>	developing fruit	Talon and others 1992
	<i>Camellia sinensis</i>	endosperm leaves, fruitlets	Koshioka and others 1993 Turnbull 1989
	<i>Citrus sinensis</i>	shoots leaves, fruitlets	Poling and Maier 1988 Turnbull 1989
	<i>Citrus unshiu</i>	developing fruit	Talon and others 1992
	<i>Cucumis melo</i>	mature seeds	Edelstein and others 1995
	<i>Cucurbita maxima</i>	endosperm	Lange and others 1993a
	<i>Dalbergia dolichopetala</i>	germinating seed	Moritz and Montiero 1994
	<i>Eucalyptus globulus</i>	cambial region	Ridouit and others 1995
	<i>Fragaria x ananassa</i> Duch.	leaves - short day leaves - day neutral immature fruit - day neutral	Taylor and others 1994 Taylor and others 2000a Blake and others 2000b

<i>Hordeum vulgare</i>	developing grain	Gaskin and others 1984 Boother and others 1991
	leaf sheaths	Croker and others 1990
	shoots	Boother and others 1991
<i>Juglans regia</i>	pollinated ovaries	Tadeo and others 1994
	unpollinated ovaries	Tadeo and others 1994
<i>Lactuca sativa</i>	shoots	Waycott and others 1991
<i>Lathyrus odoratus</i>	shoots	Ross and others 1990
<i>Leucaena leucocephala</i>	immature seed	Arigayo and others 1983
<i>Lolium perenne</i>	leaf tissue	Morvan-Bertrand and others 2001
<i>Lolium temulentum</i>	leaves	Gocal and others 1999
<i>Lycopersicon esculentum</i>	seeds, pericarp pollinated and parthenocarpic fruit	Bohner and others 1988 Koshioka and others 1994
	leaves and shoot tips	Grunzweig and others 1997
	unpollinated ovaries	Fos and others 2000
<i>Matthiola incana</i>	shoots + flower buds	Hisamatsu and others 1998a
<i>Malus domestica</i>	immature seeds	Lin and others 1991
<i>Pennisitum glaucum</i>	shoots	Devi and others 1994
<i>Pharbitis nil</i>	immature seeds	Yokota and others 1971
<i>Pharbitis purpurea</i>	immature seeds	Fujisawa and others 1985
<i>Phaseolus coccineus</i>	immature seeds	MacMillan and others 1962 Durley and others 1971
	testa	Albone and others 1984
	suspensor	Picciarelli and Alpi 1986
<i>Phaseolus vulgaris</i>	immature seeds	Durley and others 1971 Hiraga and others 1974b Yamane and others 1977
	mature seeds	Hiraga and others 1974a
<i>Pisum sativum</i>	dark-grown shoots, pods, seeds, parthenocarpic and pollinated ovaries	Gaskin and others 1985 Garcia-Martinez and others 1987a
	pollinated ovaries	Santes and others 1995
	pods, ovules	Garcia-Martinez and others 1991
<i>Populus tremuloides</i>	vegetative buds	Zanewich and Rood 1994
<i>Prunus avium</i>	apices ex 10-wk-old seedlings and apices ex mature plants	Blake and others 2000a
<i>Raphanus sativus</i>	mature seeds	Nakayama and others 1990
<i>Salix pentandra</i>	roots	Olsen and others 1994
<i>Sechium edule</i>	embryos and testa	Albone and others 1984
<i>Silene armeria</i>	shoots	Talon and Zeevaart 1990
<i>Spinacia oleracea</i>	shoots	Talon and others 1991
<i>Thlaspi arvense</i>	shoots	Metzger and Mardaus 1986
<i>Triticum aestivum</i>	shoots	Appleford and Lenton 1991
	mature grain	Lenton and others 1994
	expanding internodes	Webb and others 1998
	young ears	
<i>Vigna unguiculata / sinensis</i>	stems	Dobert and others 1992b
<i>Zea mays</i>	young tassels	Heupel and others 1985
	shoots	Fujioka and others 1988a,b
	immature seeds	Murofushi and others 1991

GA₉*Abies alba*

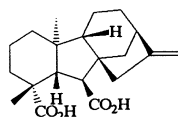
needles

Christmann and Doumas 1998

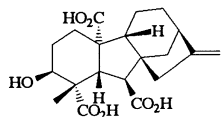
Table 1. *Continued*

GA _n	Plant species	Tissue	References
	<i>Allium cepa</i>	leaf sheaths	Nojiri and others 1993
	<i>Astroemeria hybrida</i>	leaves	Kappers and others 1997
	<i>Althea rosea</i>	shoot apices	Harada and Nitsch 1967
	<i>Anemia phyllitidis</i>	sporophytes prothallia	Oyama and others 1996b
	<i>Arabidopsis thaliana</i>	shoots seeds	Talon and others 1990b Derkx and others 1994
	<i>Begonia x cheimanthus</i>	leaves	Oden and Heide 1988
	<i>Brassica napus</i>	immature siliques	Zanewich and Rood 1993
	<i>Camellia sinensis</i>	leaves xylem sap	Oyama and others 1999
	<i>Cibotium glaucum</i>	sporophytes	Yamane and others 1988a
	<i>Citrus reticulata</i>	developing fruit	Talon and others 1992
	<i>Citrus sinensis</i>	immature fruit	Poling 1991
	<i>Citrus unshiu</i>	young fruit developing fruit	Goto and others 1989 Talon and others 1992
	<i>Corylus avellana</i>	seeds	Williams and others 1974
	<i>Cyathea australis</i>	sporophytes	Yamane and others 1985
	<i>Dendranthema grandiflorum</i>	stem tips	Nishijima and others 1997
	<i>Dicksonia antarctica</i>	sporophytes	Yamane and others 1988a
	<i>Dioscorea opposita</i>	dormant bulbils	Tanno and others 1992
	<i>Eriobotrya japonica</i>	immature seeds immature seeds	Koshioka and others 1988 Yuda and others 1992
	<i>Eucalyptus globulus</i>	cambial region	Ridoutt and others 1995
	<i>Hordeum vulgare</i>	developing grain	Boother and others 1991
	<i>Juglans regia</i>	pollinated and unpollinated ovaries	Tadeo and others 1994
	<i>Lilium elegans</i>	bulbs	Takayama and others 1993
	<i>Lolium perenne</i>	leaf tissue	Morvan-Bertrand and others 2001
	<i>Lolium temulentum</i>	leaves	Gocal and others 1999
	<i>Lycopersicon esculentum</i>	pollinated fruit unpollinated ovaries	Koshioka and others 1994 Fos and others 2000
	<i>Lygodium circinnatum</i> (as Me ester)	prothallia	Yamauchi and others 1996
	<i>Lygodium japonicum</i> (as Me ester)	prothallia	Yamane and others 1979
	<i>Malus domestica</i>	immature seeds developing seeds	Lin and others 1991 Hedden and others 1993 Oyama and others 1996a
	<i>Ornithogalum thyroides</i>	inflorescences	Koshioka and others 1999
	<i>Orobanche minor</i>	erial parts	Suzuki and others 1994
	<i>Oryza saliva</i>	ears	Kobayashi and others 1984
	<i>Picea abies</i>	shoots	Oden and others 1987 Moritz 1995
	<i>Picea sitchensis</i>	shoots	Moritz and others 1989
	<i>Pinus sylvestris</i>	stems	Wang and others 1996
	<i>Pisum sativum</i>	immature seeds	Frydman and others 1974
	<i>Pithecellobium microcarpum</i>	immature seeds	Koshioka and others 1986
	<i>Pseudotsuga menziesii</i>	shoots	Doumas and others 1992
	<i>Prunus persica</i>	immature seeds	Nakayama and others 2001
	<i>Raphanus sativus</i>	mature seed leaves, stems	Nakayama and others 1990 Nakayama and others 1995
	<i>Rumex acetosa</i>	shoots	Rijinders and others 1997
	<i>Rumex palustris</i>	shoots	Rijinders and others 1997
	<i>Spinacia oleracea</i>	shoots	Talon and others 1991
	<i>Thlaspi arvense</i>	shoots	Metzger and Mardaus 1986

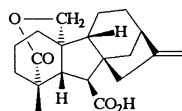
<i>Trifolium repens</i>	erial parts	Suzuki and others 1994
<i>Triticum aestivum</i>	expanding internodes	Webb and others 1998
<i>Vigna unguiculata / sinensis</i>	hypocotyls	Okamoto and others 1995
<i>Vitis vinifera x Vitis rupestris</i>	somatic embryos	Takeno and others 1983
<i>Zea mays</i>	shoots	Fujioka and others 1988b
	pollen	Yamaguchi and others 1990
	immature seeds	Murofushi and others 1991

GA₁₂

<i>Allium cepa</i>	leaf sheaths	Nojiri and others 1993
<i>Arabidopsis thaliana</i>	shoots	Talon and others 1990b
<i>Camellia sinensis</i>	xylem sap	Oyama and others 1999
<i>Cucurbita maxima</i>	endosperm	Blechs Schmidt and others 1984
<i>Dioscorea opposita</i>	dormant bulbils	Tanno and others 1992
<i>Fragaria x ananassa</i> Duch.	immature fruit - day neutral	Blake and others 2000b
<i>Hordeum vulgare</i>	developing grain	Gaskin and others 1984
<i>Lilium elegans</i>	bulbs	Takayama and others 1993
<i>Lilium longiflorum</i>	pollen	Abe and others 1991
<i>Malus domestica</i>	immature seeds	Hedden and others 1993
	developing seeds	Oyama and others 1996a
<i>Ornithogalum thyroides</i>	inflorescences	Koshioka and others 1999
<i>Orobanche minor</i>	erial parts	Suzuki and others 1994
<i>Picea abies</i>	shoots	Moritz 1995
<i>Pinus sylvestris</i>	stems	Wang and others 1996
<i>Raphanus sativus</i>	stems	Nakayama and others 1995
<i>Sechium edule</i>	testa	Albone and others 1984
<i>Silene armeria</i>	shoots	Talon and Zeevaart 1990
<i>Spinacia oleracea</i>	shoots	Talon and others 1991
<i>Thlaspi arvense</i>	shoots	Metzger and Mardaus 1986
<i>Zea mays</i>	shoots	Fujioka and others 1988a,b

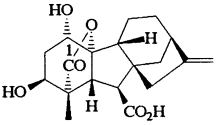
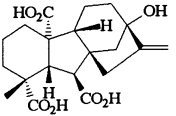
GA₁₃

<i>Arabidopsis thaliana</i>	shoots	Talon and others 1990b
<i>Cucurbita maxima</i>	endosperm, embryo	Blechs Schmidt and others 1984
<i>Marah macrocarpus</i>	embryo	MacMillan and Gaskin 1996
<i>Pisum sativum</i>	pollinated ovaries	Santes and others 1995
<i>Sechium edule</i>	endosperm and testa	Albone and others 1984

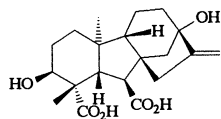
GA₁₅

<i>Allium cepa</i>	leaf sheaths	Nojiri and others 1993
<i>Alstroemeria hybrida</i>	leaves	Kappers and others 1997
<i>Anemia phyllitidis</i>	sporophytes	Oyama and others 1996b

Table 1. *Continued*

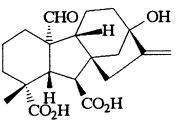
GA _n	Plant species	Tissue	References
	<i>Arabidopsis thaliana</i>	shoots	Talon and others 1990b
	<i>Aralia cordata</i>	basal buds	Nishijima and others 1993
	<i>Brassica napus</i>	shoots	Hedden and others 1989
	<i>Camellia sinensis</i>	xylem sap	Oyama and others 1999
	<i>Cibotium glaucum</i>	sporophytes	Yamane and others 1988a
	<i>Cyathea australis</i>	sporophytes	Yamane and others 1985
	<i>Dicksonia antarctica</i>	sporophytes	Yamane and others 1988a
	<i>Eriobotrya japonica</i>	immature seeds	Koshioka and others 1988
			Yuda and others 1992
	<i>Lilium elegans</i>	bulbs	Takayama and others 1993
	<i>Lycopersicon esculentum</i>	seeds	Bohner and others 1988
		pollinated fruit	Koshioka and others 1994
	<i>Malus domestica</i>	immature seeds	Lin and others 1991
			Hedden and others 1993
		xylem exudate	Motosugi and others 1996
	<i>Ornithogalum thyroides</i>	inflorescences	Koshioka and others 1999
	<i>Picea abies</i>	shoots	Moritz 1995
	<i>Prunus spachiana</i>	shoots	Kobayashi and others 1996
	<i>Raphanus sativus</i>	leaves, stem	Nakayama and others 1995
	<i>Sechium edule</i>	testa	Albone and others 1984
	<i>Solanum tuberosum</i>	immature berries	Jones and others 1988
	<i>Spinacia oleracea</i>	shoots	Talon and others 1991
	<i>Thlaspi arvense</i>	shoots	Metzger and Mardaus 1986
	<i>Triticum aestivum</i>	developing grain	Gaskin and others 1980
	<i>Zea mays</i>	shoots	Fujioka and others 1988b
GA ₁₆			
			
	Mis-identified for GA ₅₄ in immature ears of <i>Secale cereale</i>		Dathe and others 1978, 1989
GA ₁₇			
			
	<i>Abelmoschus esculentus</i>	immature seed	Koshioka and others 1996
	<i>Agrostemma githago</i>	shoots and leaves	Jones and Zeevaart 1980
	<i>Arabidopsis thaliana</i>	shoots	Talon and others 1990b
	<i>Brassica napus</i>	shoots	Hedden and others 1989
		immature siliques	Zanewich and Rood 1993
	<i>Calonyction aculeatum</i>	immature seeds	Murofushi and others 1973
	<i>Cibotium glaucum</i>	sporophytes	Yamane and others 1988a
	<i>Citrus reticulata</i>	developing fruit	Talon and others 1992
	<i>Citrus sinensis</i>	immature fruit	Poling 1991
		shoots	Poling and Maier 1988
	<i>Citrus unshiu</i>	developing fruit	Talon and others 1992
	<i>Cucurbita maxima</i>	embryo	Lange and others 1993b
	<i>Fragaria x ananassa</i> Duch.	leaves - short day	Taylor and others 1994
		leaves - day neutral	Taylor and others 2000a
		immature fruit - day neutral	Blake and others 2000b

<i>Hordeum vulgare</i>	developing and germinating grain	Gaskin and others 1984
<i>Ipomoea reptans</i>	immature seeds	Boother and others 1991
<i>Juglans regia</i>	pollinated and unpollinated ovaries	Matsuo and others 1984
<i>Lactuca sativa</i>	seeds	Tadeo and others 1994
<i>Leucaena leucocephala</i>	immature seed	Toyomasu and others 1993
<i>Lolium perenne</i>	leaf tissue	Arigayo and others 1983
<i>Lupinus albus</i>	seeds	Morvan-Bertrand and others 2001
<i>Lycopersicon esculentum</i>	seeds, pericarp	Gaskin and others 1992
	pollinated and parthenocarpic fruit	Bohner and others 1988
<i>Malus domestica</i>	immature seeds	Koshioka and others 1994
	developing seeds	Lin and others 1991
	xylem exudate	Hedden and others 1993
<i>Oryza sativa</i>	spikelets	Oyama and others 1996a
<i>Pennisetum glaucum</i>	shoots	Motosugi and others 1996
<i>Pharbitis purpurea</i>	immature seeds	Kobayashi and others 1988
<i>Phaseolus coccineus</i>	immature seeds	Devi and others 1994
	embryo and testa	Fujisawa and others 1985
<i>Phaseolus vulgaris</i>	immature seeds	Durley and others 1971
<i>Pisum sativum</i>	immature seeds	Albone and others 1984
	dark-grown shoots	Yamane and others 1977
	pod, ovules	Frydman and others 1974
	pollinated ovaries	Gaskin and others 1985
<i>Pithecellobium microcarpum</i>	immature seeds	Gaskin and others 1985
<i>Prunus cerasus</i>	immature seeds	Garcia-Martinez and others 1991
<i>Prunus persica</i>	immature seeds	Santes and others 1995
<i>Pyrus communis</i>	seeds	Koshioka and others 1986
<i>Quamoclit pennata</i>	immature seeds	Nakayama and others 1996
<i>Raphanus sativus</i>	leaves, stems	Nakayama and others 2001
	mature seeds	Nakayama and others 2001
<i>Sechium edule</i>	endosperm, embryo	Martin and others 1977
<i>Silene armeria</i>	shoots	Matsuo and others 1984
<i>Spinacia oleracea</i>	shoots	Nakayama and others 1995
<i>Triticum aestivum</i>	developing grain	Nakayama and others 1990
	mature grain	Albone and others 1984
	expanding internode young ears	Talon and Zeevaart 1990
<i>Vicia faba</i>	immature seeds	Metzger and Zeevaart 1980a
<i>Vitis vinifera</i>	seeds, seedless and seeded berries	Gaskin and others 1980
<i>Zea mays</i>	young tassels	Lenton and others 1994
	shoots	Webb and others 1998
	immature seeds	Sponsel and others 1979
	callus ex embryo	Perez and others 2000
		Heupel and others 1985
		Fujioka and others 1988a,b
		Murofushi and others 1991
		Talo and others 1995

GA₁₈

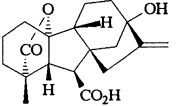
<i>Lupinus albus</i>	seeds	Gaskin and others 1992
<i>Lupinus luteus</i>	immature seeds	Koshimizu and others 1968
<i>Malus domestica</i>	xylem exudate	Motosugi and others 1996
<i>Wisteria floribunda</i>	immature seeds	Koshimizu and others 1972

Table 1. *Continued*

GA _n	Plant species	Tissue	References
GA ₁₉			
	<i>Agrostemma githago</i>	shoots and leaves	Jones and Zeevaart 1980
	<i>Alstroemeria hybrida</i>	leaves	Kappers and others 1997
	<i>Anemia phyllitidis</i>	sporophytes	Oyama and others 1996b
	<i>Arabidopsis thaliana</i>	shoots	Talon and others 1990b
	<i>Aralia cordata</i>	basal buds	Nishijima and others 1993
	<i>Begonia x cheimanthus</i>	leaves	Oden and Heide 1988
	<i>Betula pendula</i>	vegetative buds	Zanewich and Rood 1994
	<i>Brassica napus</i>	stems	Rood and others 1987
		shoots	Hedden and others 1989
		immature siliques	Zanewich and Rood 1993
	<i>Calonyction aculeatum</i>	immature seeds	Murofushi and others 1973
	<i>Camellia sinensis</i>	endosperm	Koshioka and others 1993
	<i>Campanula isophylla</i>	leaves and stems	Jensen and others 1996
	<i>Carthamus tinctorius</i>	stems	Potter and others 1993
	<i>Cibotium glaucum</i>	sporophytes	Yamane and others 1988a
	<i>Citrus reticulata</i>	developing fruit	Talon and others 1992
	<i>Citrus sinensis</i>	shoots	Poling and Maier 1988
		immature fruit	Talon and others 1990a
		seeds	Poling 1991 seeds
			Turnbull 1989
	<i>Citrus unshiu</i>	young fruit	Goto and others 1989
		developing fruit	Talon and others 1992
	<i>Dendranthema grandiflorum</i>	stem tips	Nishijima and others 1997
	<i>Dioscorea opposita</i>	dormant bulbils	Tanno and others 1992
	<i>Eriobotrya japonica</i>	immature seeds	Koshioka and others 1988
	<i>Eucalyptus globulus</i>	cambial region	Hasan and others 1994
			Ridoutt and others 1995
	<i>Eucalyptus nitens</i>	apical buds	Hasan and others 1994
	<i>Eustoma grandiflorum</i>	shoots + floral buds	Hisamatsu and others 1998b
	<i>Fragaria x ananassa</i> Duch.	leaves – short day	Taylor and others 1994
		leaves – day neutral	Taylor and others 2000a
		immature fruit – day neutral	Blake and others 2000b
	<i>Gentiana triflora</i>	stems and leaves	Koshioka and others 1998
	<i>Helianthus annuum</i>	immature seeds	Hutchison and others 1988
	<i>Hordeum vulgare</i>	germinating grain	Gaskin and others 1984
		leaf sheaths	Crocker and others 1990
	<i>Humulus lupulus</i>	shoots	Watanabe and others 1978
	<i>Ipomoea batatas</i>	immature and mature	Matsuo and others 1984
		seeds	
	<i>Ipomoea pes-caprae</i>	seeds	Matsuo and others 1984
	<i>Ipomoea reptans</i>	seeds	Matsuo and others 1984
	<i>Juglans regia</i>	pollinated and unpollinated ovaries	Tadeo and others 1994
	<i>Lactuca sativa</i>	shoots	Waycott and others 1991
		seedlings	Toyomasu and others 1992
	mature seeds	Toyomasu and others 1993	
<i>Lathyrus odoratus</i>	shoots	Ross and others 1992	
<i>Leucaena leucocephala</i>	immature seed	Arigayo and others 1983	
<i>Lilium elegans</i>	bulbs	Takayama and others 1993	
<i>Lolium perenne</i>	leaf tissue	Morvan-Bertrand and others 2001	
<i>Lolium temulentum</i>	leaves	Gocal and others 1999	

<i>Lupinus luteus</i>	immature fruits	Fukui and others 1972
<i>Lycopersicon esculentum</i>	seeds, pericarp pollinated and parthenocarpic fruit leaves + shoot tips unpollinated ovaries	Bohner and others 1988 Koshioka and others 1994 Grunzweig and others 1997 Fos and others 2000
<i>Malus domestica</i>	leaves and buds immature seeds	Koshioka and others 1985 Lin and others 1991 Hedden and others 1993 Oyama and others 1996a Motosugi and others 1996 Davenport and others 2001 Hisamatsu and others 1998a Koshioka and others 1999 Suzuki and others 1994
<i>Mangifera indica</i>	developing seeds xylem exudate	Kurogochi and others 1979 Kobayashi and others 1984 Kobayashi and others 1988 Devi and others 1994
<i>Matthiola incana</i>	leaves	Durley and others 1971 Albone and others 1984 Fujisawa and others 1985 Dobert and others 1992a Yanagisawa and others 1992 Murofushi and others 1966 Gaskin and others 1985 Garcia-Martinez and others 1991 Santes and others 1995 Davies and others 1982 Chang and others 2001 Zanewich and Rood 1994 Blake and Browning 1994 Blake and others 2000a
<i>Ornithogalum thyroides</i>	shoots + flower buds	
<i>Orobancha minor</i>	inflorescences	
<i>Oryza sativa</i>	erial parts roots, shoots, ears immature seeds, ears spikelets	
<i>Pennisetum glaucum</i>	shoots	
<i>Phaseolus coccineus</i>	immature seeds embryo and testa	
<i>Pharbitis purpurea</i>	immature seeds	
<i>Phaseolus lunatus</i>	stems, root nodules	
<i>Phyllostachys bambusoides</i>	shoots	
<i>Phyllostachys edulis</i>	shoots	
<i>Pisum sativum</i>	immature seeds pods, ovules pollinated ovaries shoots	
<i>Polianthes tuberosa</i>	corms	
<i>Populus tremuloides</i>	vegetative buds	
<i>Prunus avium</i>	fruitlets germinating seeds, apices ex 10-wk old and ex mature plants	
<i>Prunus cerasus</i>	immature seeds	Nakayama and others 1996
<i>Prunus persica</i>	immature seeds	Nakayama and others 2001
<i>Prunus spachiana</i>	shoots	Kobayashi and others 1996
<i>Raphanus sativus</i>	leaves, stem mature seed	Nakayama and others 1995 Nakayama and others 1990
<i>Rumex acetosa</i>	shoots	Rijinders and others 1997
<i>Rumex palustris</i>	shoots	Rijinders and others 1997
<i>Saccharum spp</i>	leaves, shoot apical meristem	Kuhnle and others 1983
<i>Salix pentandra</i>	shoots, catkins roots	Davies and others 1985 Olsen and others 1994
<i>Sasa kurilensis</i>	shoots	Yanagisawa and others 1992
<i>Secale cereale</i>	immature ears	Dathe and others 1989
<i>Sechium edule</i>	testa	Albone and others 1984
<i>Silene armeria</i>	shoots	Talon and Zeevaart 1990
<i>Spinacia oleracea</i>	shoots	Metzger and Zeevaart 1980a Talon and others 1991 Metzger and Zeevaart 1980b Metzger and Mardaus 1986 Suzuki and others 1994 Gaskin and others 1980 Appleford and Lenton 1991 Lenton and others 1994 Webb and others 1998
<i>Thlaspi arvense</i>	roots shoots	
<i>Trifolium repens</i>	erial parts	
<i>Triticum aestivum</i>	developing grain shoots mature grain expanding internode young ears	

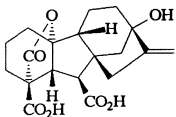
Table 1. *Continued*

GA _n	Plant species	Tissue	References
	<i>Vicia faba</i>	immature seeds	Sponsel and others 1979
	<i>Vigna unguiculata / sinensis</i>	stems, root nodules	Doberst and others 1992b
	<i>Vitis vinifera</i>	seeds, seedless and seeded berries	Perez and others 2000
	<i>Zea mays</i>	young tassels shoots immature seeds callus ex embryo	Heupel and others 1985 Fujioka and others 1988a,b Murofushi and others 1991 Talo and others 1995
GA ₂₀			
			
	<i>Abelmoschus esculentus</i>	immature seed	Koshioka and others 1996
	<i>Agrostemma githago</i>	shoots and leaves	Jones and Zeevaart 1980
	<i>Allium cepa</i>	leaf sheaths	Nojiri and others 1993
	<i>Alnus tenuifolia</i>	vegetative buds	Zanewich and Rood 1994
	<i>Alstroemeria hybrida</i>	leaves	Kappers and others 1997
	<i>Anemia phyllitidis</i>	sporophytes	Oyama and others 1996b
	<i>Arabidopsis thaliana</i>	shoots	Talon and others 1990b
	<i>Aralia cordata</i>	basal buds	Nishijima and others 1993
	<i>Begonia x cheimanthus</i>	leaves	Oden and Heide 1988
	<i>Betula pendula</i>	vegetative buds	Zanewich and Rood 1994
	<i>Brassica napus</i>	stems shoots immature siliques	Rood and others 1987 Hedden and others 1989 Zanewich and Rood 1993
	<i>Bryophyllum daigremontianum</i>	shoot tips and upper leaves	Gaskin and others 1973
	<i>Camellia sinensis</i>	endosperm leaves, xylem sap	Koshioka and others 1993 Oyama and others 1999
	<i>Carthamus tinctorius</i>	stems	Potter and others 1993
	<i>Cibotium glaucum</i>	sporophytes	Yamane and others 1988a
	<i>Citrus reticulata</i>	developing fruit	Talon and others 1992
	<i>Citrus sinensis</i>	shoots reproductive buds, ovaries, shoots, developing fruit immature fruit seeds, leaves	Poling and Maier 1988 Talon and others 1990a Poling 1991 Turnbull 1989
	<i>Citrus unshiu</i>	young fruit	Goto and others 1989
	<i>Cucumis melo</i>	mature seeds developing fruit	Edelstein and others 1995 Talon and others 1992
	<i>Dalbergia dolichopetala</i>	germinating seed	Moritz and Montiero 1994
	<i>Dendranthema grandiflorum</i>	stem tips	Nishijima and others 1997
	<i>Dioscorea opposita</i>	dormant bulbils	Tanno and others 1992
	<i>Eriobotrya japonica</i>	immature seeds	Koshioka and others 1988
	<i>Eucalyptus globulus</i>	cambial region	Hasan and others 1994 Ridoutt and others 1995
	<i>Eustoma grandiflorum</i>	shoots + floral buds	Hisamatsu and others 1998b
	<i>Fragaria x ananassa</i> Duch.	leaves - short day leaves - day neutral immature fruit - day neutral	Taylor and others 1994 Taylor and others 2000a Blake and others 2000b
	<i>Gentiana triflora</i>	stems and leaves	Koshioka and others 1998
	<i>Helianthus annuus</i>	seeds	Hutchison and others 1988
	<i>Hordeum vulgare</i>	germinating grain	Gaskin and others 1984

	leaf sheaths	Boother and others 1991
	seedlings	Croker and others 1990
<i>Ipomoea batatas</i>	immature and mature seeds	Boother and others 1991
<i>Ipomoea repians</i>	seeds	Matsuo and others 1984
<i>Juglans regia</i>	pollinated and unpollinated ovaries	Matsuo and others 1984
		Tadeo and others 1994
<i>Lactuca sativa</i>	shoots	Waycott and others 1991
	seedlings	Toyomasu and others 1992
	mature seeds	Toyomasu and others 1993
<i>Lathyrus odoratus</i>	shoots	Ross and others 1990
<i>Leucaena leucocephala</i>	immature seed	Arigayo and others 1983
<i>Lilium elegans</i>	bulbs	Takayama and others 1993
<i>Lolium perenne</i>	leaf tissue	Morvan-Bertrand and others 2001
<i>Lolium temulentum</i>	leaves	Gocal and others 1999
<i>Lycopersicon esculentum</i>	seeds, pericarp	Bohner and others 1988
	pollinated and parthenocarpic fruit	Koshioka and others 1994
	leaves + shoot tips	Grunzweig and others 1997
	unpollinated ovaries	Fos and others 2000
<i>Lygodium circinnatum</i> (as Me ester)	prothallia	Yamauchi and others 1996
<i>Malus domestica</i>	leaves and buds	Koshioka and others 1985
	immature seeds	Lin and others 1991
		Hedden and others 1993
	developing seeds	Oyama and others 1996a
<i>Mangifera indica</i>	leaves	Davenport and others 2001
<i>Matthiola incana</i>	shoots + flower buds	Hisamatsu and others 1998a
<i>Ornithogalum thyroides</i>	inflorescences	Koshioka and others 1999
<i>Orobanche minor</i>	erial parts	Suzuki and others 1994
<i>Oryza saliva</i>	immature seeds, ears	Kobayashi and others 1984
	spikelets	Kobayashi and others 1988
<i>Pennisetum glaucum</i>	shoots	Devi and others 1994
<i>Pharbitis nil</i>	immature seeds	Murofushi and others 1968
<i>Pharbitis purpurea</i>	immature seeds	Fujisawa and others 1985
<i>Phaseolus coccineus</i>	immature seeds	Durley and others 1971
	light-grown seedlings	Bowen and others 1973
	embryo and testa	Albone and others 1984
<i>Phaseolus lunatus</i>	stems, root nodules	Dobert and others 1992a
<i>Phaseolus vulgaris</i>	immature seeds	Yamane and others 1977
<i>Phyllostachys bambusoides</i>	shoots	Yanagisawa and others 1992
<i>Phyllostachys edulis</i>	shoots	Yanagisawa and others 1992
<i>Picea abies</i>	shoots	Moritz 1995
<i>Pinus sylvestris</i>	stems	Wang and others 1996
<i>Pisum sativum</i>	immature seeds	Eeuwens and others 1973
		Frydman and MacMillan 1973
	cotyledons,	Sponsel 1983
	embryonic axes and testa	
	shoot apices	Ingram and others 1983
	dark-grown seedlings	Gaskin and others 1985
	Pods, seeds	Garcia-Martinez and others 1987a
	parthenocarpic ovaries	
	pollinated ovaries	Garcia-Martinez and others 1987a
		Santes and others 1995
	Pods, ovules	Garcia-Martinez and others 1991
<i>Pithecellobium microcarpum</i>	immature seeds	Koshioka and others 1986

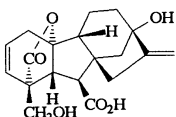
Table 1. Continued

GA _n	Plant species	Tissue	References
	<i>Polianthes tuberosa</i>	corms	Chang and others 2001
	<i>Populus tremuloides</i>	vegetative buds	Zanewich and Rood 1994
	<i>Prunus avium</i>	fruitlets	Blake and Browning 1994
		germinating seeds,	Blake and others 2000a
		apices ex 10-wk-old	
		and mature plants	
	<i>Prunus cerasus</i>	immature seeds	Nakayama and others 1996
	<i>Prunus spachiana</i>	shoots	Kobayashi and others 1996
	<i>Raphanus sativus</i>	leaves, stems	Nakayama and others 1995
		mature seeds	Nakayama and others 1990
	<i>Rumex acetosa</i>	shoots	Rijinders and others 1997
	<i>Rumex palustris</i>	shoots	Rijinders and others 1997
	<i>Saccharum spp</i>	leaves, shoot apical	Kuhnle and others 1983
		meristem	
	<i>Salix pentandra</i>	shoots	Davies and others 1985
	<i>Sasa kurilensis</i>	shoots	Yanagisawa and others 1992
	<i>Secale cereale</i>	immature ears	Dathe and others 1989
	<i>Silene armeria</i>	shoots	Talon and Zeevaart 1990
	<i>Solanum tuberosum</i>	immature berries	Jones and others 1988
	<i>Spinacia oleracea</i>	shoots	Metzger and Zeevaart 1980a
			Talon and others 1991
	<i>Stevia rebaudiana</i>	stems + leaves	Alves and Ruddat 1979
	<i>Thlaspi arvense</i>	shoots	Metzger and Mardaus 1986
	<i>Trifolium repens</i>	arial parts	Suzuki and others 1994
	<i>Triticum aestivum</i>	developing grain	Gaskin and others 1980
		shoots	Appleford and Lenton 1991
		mature grain	Lenton and others 1994
		expanding internodes	Webb and others 1998
		and young ears	
	<i>Vicia faba</i>	immature seeds	Sponsel and others 1979
	<i>Vigna unguiculata / sinensis</i>	leaves, petioles and	Garcia-Martinez and others 1987b
		epicotyls	
		stems, root nodules	Dobert and others 1992b
		hypocotyls	Okamoto and others 1995
	<i>Zea mays</i>	young tassels	Heupel and others 1985
		shoots	Fujioka and others 1988a,b
		pollen	Yamaguchi and others 1990
		immature seeds	Murofushi and others 1991
		callus ex embryo	Talo and others 1995

GA₂₁*Canavalia gladiata*

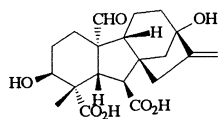
immature seeds

Murofushi and others 1969a,b

GA₂₂*Canavalia gladiata*

immature seeds

Murofushi and others
1969a,b

GA₂₃*Ipomoea batatas*immature and mature
seeds

Matsuo and others 1984

*Leucaena leucocephala*immature seed
seeds

Arigayo and others 1983

Lupinus albus

seeds

Gaskin and others 1992

Lupinus luteus

immature fruits

Fukui and others 1972

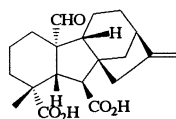
Malus domestica

xylem exudate

Motosugi and others 1996

Wisteria floribunda

immature seeds

Koshimizu and others
1972GA₂₄*Allium cepa*

leaf sheaths

Nojiri and others 1993

Alstroemeria hybrida

leaves

Kappers and others 1997

*Anemia phyllitidis*sporophytes and
prothallia

Oyama and others 1996b

Arabidopsis thaliana

shoots

Talon and others 1990b

Brassica napus

shoots

Hedden and others 1989

Citrus reticulata

immature siliques

Zanewich and Rood 1993

Citrus unshiu

developing fruit

Talon and others 1992

Cyathea australis

young fruit

Goto and others 1989

Dioscorea opposita

developing fruit

Talon and others 1992

Eriobotrya japonica

sporophytes

Yamane and others 1985

Lilium elegans

dormant bulbils

Tanno and others 1992

Lilium longiflorum

immature seeds

Yuda and others 1992

Lycopersicon esculentum

bulbs

Takayama and others 1993

Malus domestica

pollen

Abe and others 1991

Marah macrocarpus

seeds

Bohner and others 1988

Matthiola incana

pollinated fruit

Koshioka and others 1994

Ornithogalum thyroides

immature seeds

Lin and others 1991

Orobancha minor

endosperm

Beeley and others 1975

*Oryza sativa*shoots + flower
buds

Hisamatsu and others 1998a

Raphanus sativus

inflorescences

Koshioka and others 1999

Secale cereale

arial parts

Suzuki and others 1994

Thlaspi arvense

ears

Kobayashi and others 1984

Triticum aestivum

leaves, stems

Nakayama and others 1995

Zea mays

mature seeds

Nakayama and others 1990

Zea mays

immature ears

Dathe and others 1989

Zea mays

shoots

Metzger and Mardaus 1986

Zea mays

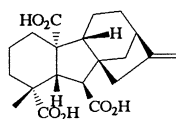
developing grain

Gaskin and others 1980

Zea mays

shoots

Fujioka and others 1988b

GA₂₅*Anemia phyllitidis*

prothallia

Oyama and others 1996b

Arabidopsis thaliana

shoots

Talon and others 1990b

Cibotium glaucum

sporophytes

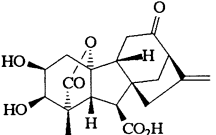
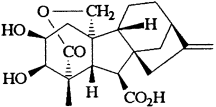
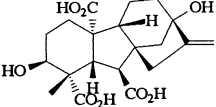
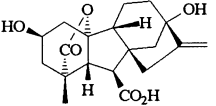
Yamane and others 1988a

Citrus unshiu

young fruit

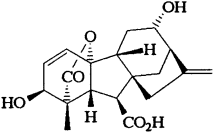
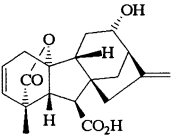
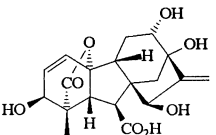
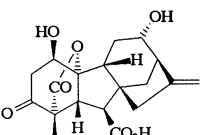
Goto and others 1989

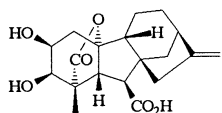
Table 1. Continued

GA _n	Plant species	Tissue	References
	<i>Cucurbita maxima</i>	embryo	Blechs Schmidt and others 1984
		endosperm	Lange and others 1993a
	<i>Dicksonia antarctica</i>	sporophytes	Yamane and others 1988a
	<i>Hordeum vulgare</i>	developing grain	Gaskin and others 1984
	<i>Lycopersicon esculentum</i>	seeds	Bohner and others 1988
		pollinated fruit	Koshioka and others 1994
	<i>Malus domestica</i>	immature seeds	Hedden and others 1993
		developing seeds	Oyama and others 1996a
	<i>Marah macrocarpus</i>	endosperm	Beeley and others 1975
		embryos	MacMillan and Gaskin 1996
	<i>Ornithogalum thyroides</i>	inflorescences	Koshioka and others 1999
	<i>Prunus cerasus</i>	immature seeds	Nakayama and others 1996
	<i>Pyrus communis</i>	seeds	Martin and others 1977
	<i>Raphanus sativus</i>	leaves, stems	Nakayama and others 1995
		mature seeds	Nakayama and others 1990
	<i>Secchium edule</i>	endosperm, embryo, testa	Albone and others 1984
	<i>Thlaspi arvense</i>	shoots	Metzger and Mardaus 1986
GA ₂₆			
			
	<i>Pharbitis nil</i>	immature seeds	Yokota and others 1971
	<i>Pharbitis purpurea</i>	immature seeds	Fujisawa and others 1985
GA ₂₇			
			
	<i>Arabidopsis thaliana</i>	shoots	Talon and others 1990b
	<i>Calonyction aculeatum</i>	immature seeds	Murofushi and others 1973
	<i>Pharbitis nil</i>	immature seeds	Yokota and others 1971
	<i>Pharbitis purpurea</i>	immature seeds	Fujisawa and others 1985
	<i>Secchium edule</i>	testa	Albone and others 1984
GA ₂₈			
			
	<i>Cucurbita maxima</i>	endosperm	Lange and others 1993a
		embryo	Lange and others 1993b
	<i>Dalbergia dolichopetala</i>	germinating seed	Moritz and Montiero 1994
	<i>Lupinus luteus</i>	immature fruits	Fukui and others 1971
GA ₂₉			
			
	<i>Abelmoschus esculentus</i>	immature seed	Koshioka and others 1996
	<i>Alstroemeria hybrida</i>	leaves	Kappers and others 1997

<i>Arabidopsis thaliana</i>	shoots	Talon and others 1990b
<i>Betula pendula</i>	vegetative buds	Zanewich and Rood 1994
<i>Brassica napus</i>	shoots	Hedden and others 1989
	immature siliques	Zanewich and Rood 1993
<i>Calonyction aculeatum</i>	immature seed	Murofushi and others 1973
<i>Carthamus tinctorius</i>	stems	Potter and others 1993
<i>Citrus reticulata</i>	developing fruit	Talon and others 1992
<i>Citrus sinensis</i>	shoots	Poling and Maier 1988
	buds, shoots, fruit	Talon and others 1990a
	immature fruit	Poling 1991
	seeds, leaves	Turnbull 1989
<i>Citrus unshiu</i>	developing fruit	Talon and others 1992
<i>Eriobotrya japonica</i>	immature seeds	Koshioka and others 1988
<i>Eucalyptus globulus</i>	cambial tissue	Hasan and others 1994
		Ridoutt and others 1995
<i>Fragaria x ananassa</i> Duch.	leaves – short day	Taylor and others 1994
	leaves – day neutral	Taylor and others 2000a
	immature fruit - day neutral	Blake and others 2000b
<i>Hordeum vulgare</i>	leaf sheaths	Croker and others 1990
	seedlings	Boother and others 1991
<i>Juglans regia</i>	pollinated and unpollinated ovaries	Tadeo and others 1994
<i>Lactuca sativa</i>	shoots	Waycott and others 1991
<i>Lathyrus odoratus</i>	shoots	Ross and others 1990
<i>Lolium perenne</i>	leaf tissue	Morvan-Bertrand and others 2001
<i>Lolium temulentum</i>	leaves	Gocal and others 1999
<i>Lycopersicon esculentum</i>	seeds, pericarp	Bohner and others 1988
	pollinated and parthenocarpic fruit	Koshioka and others 1994
	leaves + shoot tips	Grunzweig and others 1997
	unpollinated ovaries	Fos and others 2000
<i>Mangifera indica</i>	leaves	Davenport and others 2001
<i>Oryza sativa</i>	immature seeds, ears	Kobayashi and others 1984
<i>Pharbitis purpurea</i>	immature seeds	Fujisawa and others 1985
<i>Phaseolus coccineus</i>	testa	Albone and others 1984
<i>Phaseolus lunatus</i>	root nodules	Dobert and others 1992a
<i>Phaseolus vulgaris</i>	immature seeds	Yamane and others 1977
<i>Picea abies</i>	shoots	Moritz 1995
<i>Pisum sativum</i>	immature seeds	Frydman and MacMillan 1973
	cotyledons,	Sponsel 1983
	embryonic axis and testa	
	shoot apices	Ingram and others 1983
	dark-grown seedlings	Gaskin and others 1985
	Pods, seeds	Garcia-Martinez and others 1987a
	pollinated and	Garcia-Martinez and others 1987a
	parthenocarpic ovaries	Santes and others 1995
	Pods, ovules	Garcia-Martinez and others 1991
<i>Prunus armeniaca</i>	immature seeds	Bottini and others 1985
<i>Prunus avium</i>	fruitlets	Blake and Browning 1994
	apices ex 10-wk-old and ex mature seedlings	Blake and others 2000a
<i>Prunus domestica</i>	pericarp	Reed and Martin 1976
<i>Prunus spachiana</i>	shoots	Kobayashi and others 1996
<i>Raphanus sativus</i>	leaves, stem	Nakayama and others 1995
<i>Saccharum spp</i>	leaves, shoot, apical meristem	Kuhnle and others 1983
<i>Salix pentandra</i>	shoots	Davies and others 1985
	roots	Olsen and others 1994

Table 1. Continued

GA _n	Plant species	Tissue	References
	<i>Secchium edule</i>	embryo and testa	Albone and others 1984
	<i>Silene armeria</i>	shoots	Talon and Zeevaart 1990
	<i>Spinacia oleracea</i>	shoots	Metzger and Zeevaart 1980a Talon and others 1991
		roots	Metzger and Zeevaart 1980b
	<i>Thlaspi arvense</i>	shoots	Metzger and Mardaus 1986
	<i>Triticum aestivum</i>	shoots	Appleford and Lenton 1991
		mature grain	Lenton and others 1994
		expanding internodes and young ears	Webb and others 1998
	<i>Vicia faba</i>	immature seeds	Sponsel and others 1979
	<i>Vigna unguiculata / sinensis</i>	stems, root nodules	Doberst and others 1992b
	<i>Zea mays</i>	young tassels	Heupel and others 1985
		shoots	Fujioka and others 1988a,b
		immature seeds	Murofushi and others 1991
		callus ex embryo	Talo and others 1995
GA ₃₀			
			
	<i>Calonyction aculeatum</i>	immature seeds	Murofushi and others 1973
	<i>Prunus cerasus</i>	immature seeds	Nakayama and others 1996
	<i>Prunus persica</i>	immature seeds	Nakayama and others 2001
GA ₃₁			
			
	<i>Calonyction aculeatum</i>	immature seeds	Murofushi and others 1973
GA ₃₂			
			
	<i>Prunus armeniaca</i>	immature seeds	Coombe 1971 Yamaguchi and others 1975a,b Bottini and others 1985
	<i>Prunus avium</i>	fruitlets	Blake and Browning 1994
		mature and germinating seeds, apices ex 10-wk-old seedlings	Blake and others 2000a
	<i>Prunus cerasus</i>	immature seeds	Nakayama and others 1996
	<i>Prunus persica</i>	seeds	Yamaguchi and others 1975a,b
GA ₃₃			
			
	<i>Calonyction aculeatum</i>	immature seeds	Murofushi and others 1973

GA₃₄

Abelmoschus esculentus
Allium cepa
Arabidopsis thaliana
Alstroemeria hybrida
Brassica napus

Calonyction aculeatum
Cucumis melo
Hordeum vulgare

Leucaena leucocephala
Lilium elegans
Lycopersicon esculentum

Malus domestica

Matthiola incana
Oryza sativa

Pharbitis purpurea
Picea abies
Raphanus sativus
Spinacia oleracea
Triticum aestivum

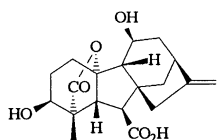
Zea mays

immature seed
 leaf sheaths
 shoots
 leaves
 shoots
 immature siliques
 immature seeds
 mature seeds
 developing grain

 germinating grain
 immature seed
 bulbs
 leaves + shoot tips
 unpollinated ovaries
 immature seeds

 developing seeds
 shoots + flower buds
 immature seeds, ears
 spikelets
 immature seeds
 shoots
 leaves, stem
 shoots
 shoots
 expanding internode
 immature seeds
 shoots

Koshioka and others 1996
 Nojiri and others 1993
 Talon and others 1990b
 Kappers and others 1997
 Hedden and others 1989
 Zanewich and Rood 1993
 Murofushi and others 1973
 Edelstein and others 1995
 Gaskin and others 1984
 Boothe and others 1991
 Gaskin and others 1984
 Arigayo and others 1983
 Takayama and others 1993
 Grunzweig and others 1997
 Fos and others 2000
 Lin and others 1991
 Hedden and others 1993
 Oyama and others 1996a
 Hisamatsu and others 1998a
 Kobayashi and others 1984
 Kobayashi and others 1988
 Fujisawa and others 1985
 Moritz 1995
 Nakayama and others 1995
 Talon and others 1991
 Appleford and Lenton 1991
 Webb and others 1998
 Murofushi and others 1991
 Fujioka and others 1988b

GA₃₅

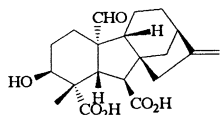
Cyathea australis
Cytisus scoparius
Eriobotrya japonica

Malus domestica

sporophytes
 immature seeds
 immature seeds
 immature seeds
 immature seeds

 developing seeds

Yamane and others 1985
 Yamane and others 1971,1974
 Koshioka and others 1988
 Yuda and others 1992
 Lin and others 1991
 Hedden and others 1993
 Oyama and others 1996a

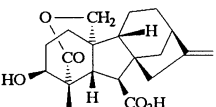
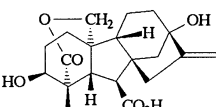
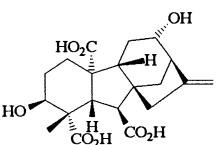
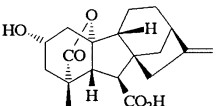
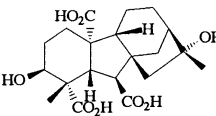
GA₃₆

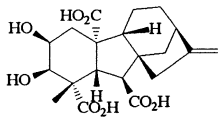
Arabidopsis thaliana
Cucurbita maxima
Dioscorea opposita
Psilotum nudum
Saccharum spp

shoots
 endosperm
 dormant bulbils
 fronds
 apical meristem

Talon and others 1990b
 Lange and others 1993a
 Tanno and others 1992
 Takahashi and others 1984
 Koshioka and others 1984

Table 1. *Continued*

GA _n	Plant species	Tissue	References
GA ₃₇	 <p><i>Arabidopsis thaliana</i> <i>Aralia cordata</i> <i>Cibotium glaucum</i> <i>Cucurbita maxima</i> <i>Dicksonia antarctica</i> <i>Marah macrocarpus</i> <i>Matthiola incana</i> <i>Phaseolus vulgaris</i></p>	shoots basal buds sporophytes embryos sporophytes endosperm shoots + flower buds immature seeds	Talon and others 1990b Nishijima and others 1993 Yamane and others 1988a Lange and others 1993b Yamane and others 1988a MacMillan and Gaskin 1996 Hisamatsu and others 1998a Hiraga and others 1974b Yamane and others 1977
GA ₃₈	 <p><i>Camellia sinensis</i> <i>Cucurbita maxima</i> <i>Orobancha minor</i> <i>Phaseolus coccineus</i> <i>Phaseolus vulgaris</i></p> <p><i>Secium edule</i></p>	endosperm embryos erial parts embryo, testa immature seeds	Koshioka and others 1993 Lange and others 1993b Suzuki and others 1994 Albone and others 1984 Hiraga and others 1974b Yamane and others 1977 Albone and others 1984
GA ₃₉	 <p><i>Cucurbita maxima</i> <i>Cucurbita pepo</i></p>	embryos and mature seeds seeds	Blechs Schmidt and others 1984 Fukui and others 1977
GA ₄₀	 <p><i>Cibotium glaucum</i> <i>Raphanus sativus</i></p>	sporophytes mature seeds	Yamane and others 1988a Nakayama and others 1998
GA ₄₁	 <p><i>Arabidopsis thaliana, gai</i> mutant</p>	shoots	Talon and others 1990c

GA₄₃*Cucurbita maxima*endosperm
embryos, endospermGraebe and others 1974
Blechs Schmidt and others 1984*Lupinus albus*

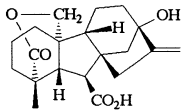
seeds

Gaskin and others 1992

*Marah macrocarpus*endosperm
embryosBeeley and others 1975
MacMillan and Gaskin 1996*Pisum sativum*

pollinated ovaries

Santes and others 1995

GA₄₄*Abelmoschus esculentus*

immature seed

Koshioka and others 1996

Agrostemma githago

shoots and leaves

Jones and Zeevaart 1980

Allium cepa

leaf sheaths

Nojiri and others 1993

Alstroemeria hybrida

leaves

Kappers and others 1997

Arabidopsis thaliana

shoots

Talon and others 1990b

Aralia cordata

basal buds

Nishijima and others 1993

Brassica napus

shoots

Hedden and others 1989

*Camellia sinensis*endosperm
xylem sapKoshioka and others 1993
Oyama and others 1999*Campanula isophylla*

leaves and stems

Jensen and others 1996

Citrus reticulata

developing fruit

Talon and others 1992

Citrus sinensis

shoots

Poling and Maier 1988

*Citrus unshiu*young fruit
developing fruitGoto and others 1989
Talon and others 1992*Dendranthema grandiflorum*

stem tips

Nishijima and others 1997

Eriobotrya japonica

immature seeds

Koshioka and others 1988

Eucalyptus globulus

cambial tissue

Ridoutt and others 1995

Eustoma grandiflorum

shoots + floral buds

Hisamatsu and others 1998b

Fragaria x ananassa Duch.leaves - short day
immature fruit - day neutralTaylor and others 1994
Blake and others 2000b*Gentiana triflora*

stems and leaves

Koshioka and others 1998

Juglans regia

pollinated and unpollinated ovaries

Tadeo and others 1994

Lilium elegans

bulbs

Takayama and others 1993

Lolium perenne

leaf tissue

Morvan-Bertrand and others 2001

Lolium temulentum

leaves

Gocal and others 1999

*Lycopersicon esculentum*seeds
pollinated and parthenocarpic fruitBohner and others 1988
Koshioka and others 1994leaves, shoot tips
unpollinated ovariesGrunzweig and others 1997
Fos and others 2000*Malus domestica*

immature seeds

Lin and others 1991

xylem exudate

Hedden and others 1993
Motosugi and others 1996*Orobancha minor*

erial parts

Suzuki and others 1994

Oryza sativa

immature seeds, ears

Kobayashi and others 1984

Pharbitis purpurea

immature seeds

Fujisawa and others 1985

*Phaseolus coccineus*embryo and testa
susensorAlbone and others 1984
Picciarelli and Alpi 1986*Phaseolus lunatus*

stems, root nodules

Dobert and others 1992a

Phaseolus vulgaris

immature seeds

Yamane and others 1977

Pisum sativum

immature seeds

Frydman and others 1974

immature seeds

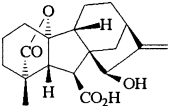
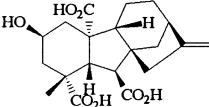
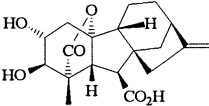
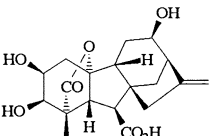
Gaskin and others 1985

Prunus cerasus

immature seeds

Nakayama and others 1996

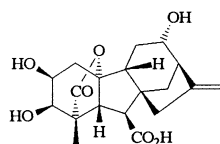
Table 1. Continued

GA _n	Plant species	Tissue	References
	<i>Prunus persica</i>	immature seeds	Nakayama and others 2001
	<i>Prunus spachiana</i>	shoots	Kobayashi and others 1996
	<i>Raphanus sativus</i>	leaves, stems	Nakayama and others 1995
	<i>Sechium edule</i>	endosperm, embryo, testa	Albone and others 1984
	<i>Silene armeria</i>	shoots	Talon and Zeevaart 1990
	<i>Spinacia oleracea</i>	shoots	Metzger and Zeevaart 1980a Talon and others 1991
		roots	Metzger and Zeevaart 1980b
	<i>Thlaspi arvense</i>	shoots	Metzger and Mardaus 1986
	<i>Trifolium repens</i>	arial parts	Suzuki and others 1994
	<i>Triticum aestivum</i>	developing grain	Gaskin and others 1980
		shoots	Appleford and Lenton 1991
		expanding internode young ear	Webb and others 1998
	<i>Vicia faba</i>	immature seeds	Sponsel and others 1979
	<i>Vigna unguiculata / sinensis</i>	stems, root nodules	Dobert and others 1992b
	<i>Zea mays</i>	young tassels	Heupel and others 1985
		shoots	Fujioka and others 1988a,b
		immature seeds	Murofushi and others 1991
GA ₄₅			
			
	<i>Anemia mexicana</i>	gametophytes	Nester-Hudson and others 1998
	<i>Helianthus annuus</i>	almost mature seeds	Hutchison and others 1988
	<i>Malus domestica</i>	immature seeds	Hedden and others 1993
		developing seeds	Oyama and others 1996a
	<i>Pyrus communis</i>	seeds	Bearder and others 1975 Martin and others 1977 Dolan and MacMillan 1985
GA ₄₆			
			
	<i>Marah macrocarpus</i>	endosperm	Beeley and MacMillan 1976
		endosperm, embryo	MacMillan and Gaskin 1996
GA ₄₇			
			
	<i>Orobanche minor</i>	arial parts	Suzuki and others 1994
GA ₄₈			
			
	<i>Cucurbita maxima</i>	endosperm	Lange and others 1993a
		embryo	Lange and others 1993b

Cucurbita pepo
Fragaria x ananassa Duch.
Hordeum vulgare

seeds
 immature fruit – day neutral
 developing grain

Fukui and others 1977
 Blake and others 2000b
 Gaskin and others 1984
 Boother and others 1991
 Gaskin and others
 1984

GA₄₉

Cucurbita maxima

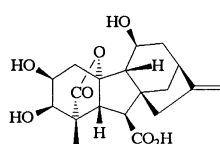
endosperm, embryos

Blechsmidt and others
 1984

Cucurbita pepo
Fragaria x ananassa Duch.

seeds
 immature fruit – day neutral

Fukui and others 1977
 Blake and others 2000b

GA₅₀

Eriobotrya japonica

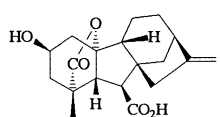
immature seeds

Koshioka and others 1988
 Yuda and others 1992

Lagenaria leucantha

seeds

Fukui and others 1978

GA₅₁

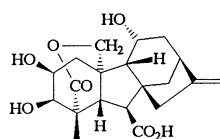
Allium cepa
Arabidopsis thaliana
Brassica napus

Camellia sinensis
Lilium elegans
Lycopersicon esculentum
Malus domestica
Ornithogalum thyroides
Oryza sativa
Picea abies
Pisum sativum

Raphanus sativus
Spinacia oleracea
Thlaspi arvense
Vigna unguiculata / sinensis

leaves
 shoots
 shoots
 immature siliques
 xylem sap
 bulbs
 leaves + shoot tips
 immature seeds
 inflorescences
 ears
 shoots
 seeds

Nojiri et. 1993
 Talon and others 1990b
 Hedden and others 1989
 Zanewich and Rood 1993
 Oyama and others 1999
 Takayama and others 1993
 Grunzweig and others 1997
 Lin and others 1991
 Koshioka and others 1999
 Kobayashi and others 1984
 Moritz 1995
 Sponsel and MacMillan
 1977
 Nakayama and others 1995
 Talon and others 1991
 Metzger and Mardaus 1986
 Okamoto and others 1995

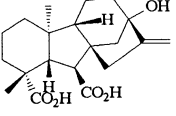
GA₅₂

Lagenaria leucantha

seeds

Fukui and others 1978

Table 1. Continued

GA _n	Plant species	Tissue	References
GA ₅₃			
	<i>Agrostemma githago</i>	shoots and leaves	Jones and Zeevaart 1980
	<i>Arabidopsis thaliana</i>	shoots	Talon and others 1990b
	<i>Aralia cordata</i>	basal buds	Nishijima and others 1993
	<i>Brassica napus</i>	immature siliques	Zanewich and Rood 1993
	<i>Camellia sinensis</i>	xylem sap	Oyama and others 1999
	<i>Campanula isophylla</i>	leaves and stems	Jensen and others 1996
	<i>Citrus reticulata</i>	developing fruit	Talon and others 1992
	<i>Citrus unshiu</i>	young fruit	Goto and others 1989
		developing fruit	Talon and others 1992
	<i>Dendranthema grandiflorum</i>	stem tips	Nishijima and others 1997
	<i>Dioscorea opposita</i>	dormant bulbils	Tanno and others 1992
	<i>Eustoma grandiflorum</i>	shoots + floral buds	Hisamatsu and others 1998b
	<i>Fragaria x ananassa</i> Duch.	immature fruit – day neutral	Blake and others 2000b
	<i>Gentiana triflora</i>	stems and leaves	Koshioka and others 1998
	<i>Juglans regia</i>	pollinated and unpollinated ovaries	Tadeo and others 1994
	<i>Lactuca sativa</i>	shoots	Waycott and others 1991
	<i>Leucaena leucocephala</i>	immature seed	Arigayo and others 1983
	<i>Lolium perenne</i>	leaf tissue	Morvan-Bertrand and others 2001
	<i>Lolium temulentum</i>	leaves	Gocal and others 1999
	<i>Lycopersicon esculentum</i>	leaves + shoot tips	Grunzweig and others 1997
		unpollinated ovaries	Fos and others 2000
	<i>Malus domestica</i>	immature seeds	Lin and others 1991
		developing seeds	Hedden and others 1993
		xylem exudate	Oyama and others 1996a
	<i>Mathiola incana</i>	shoots + flower buds	Motosugi and others 1996
	<i>Ornithogalum thyroides</i>	inflorescences	Hisamatsu and others 1998a
	<i>Oryza sativa</i>	immature seeds	Kobayashi and others 1999
	<i>Pennisitum glaucum</i>	shoots	Devi and others 1984
	<i>Pharbitis purpurea</i>	immature seeds	Fujisawa and others 1994
	<i>Polianthes tuberosa</i>	corms	Chang and others 1985
	<i>Rumex acetosa</i>	shoots	Chang and others 2001
	<i>Rumex palustris</i>	shoots	Rijinders and others 1997
<i>Sechium edule</i>	testa	Rijinders and others 1997	
<i>Silene armeria</i>	shoots	Albone and others 1984	
<i>Spinacia oleracea</i>	shoots	Talon and Zeevaart 1990	
<i>Thlaspi arvense</i>	shoots	Talon and others 1991	
<i>Triticum aestivum</i>	shoots	Metzger and Mardaus 1986	
	expanding internode, young ears	Appleford and Lenton 1991	
<i>Vicia faba</i>	immature seeds	Webb and others 1998	
<i>Zea mays</i>	young tassels	Sponsel and others 1979	
	shoots	Heupel and others 1985	
	immature seeds	Fujioka and others 1988a,b	
	callus ex embryo	Murofushi and others 1991	
		Talo and others 1995	
GA ₅₄			
			
	<i>Malus domestica</i>	immature seeds	Lin and others 1991

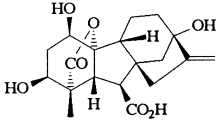
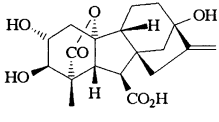
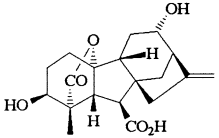
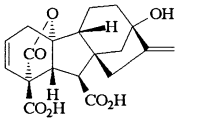
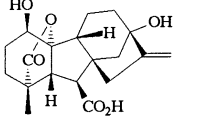
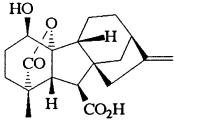
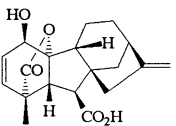
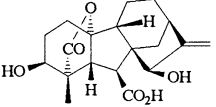
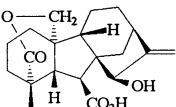
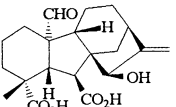
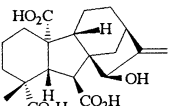
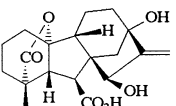
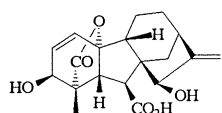
<p><i>Secale cereale</i> <i>Triticum aestivum</i></p>	<p>developing seeds immature ears developing grain</p>	<p>Hedden and others 1993 Oyama and others 1996a Dathe and others 1989 Gaskin and others 1980</p>
GA ₅₅		
		
<p><i>Carica papaya</i> <i>Secale cereale</i> <i>Triticum aestivum</i></p>	<p>fruits immature ears developing grain</p>	<p>Dathe and others 1991 Dathe and others 1989 Gaskin and others 1980</p>
GA ₅₆		
		
<p><i>Salix pentandra</i></p>	<p>roots</p>	<p>Olsen and others 1994</p>
GA ₅₈		
		
<p><i>Cibotium glaucum</i> <i>Cucurbita maxima</i> <i>Cyathea australis</i> <i>Orobanche minor</i></p>	<p>sporophytes endosperm sporophytes arial parts</p>	<p>Yamane and others 1988a Beale and others 1984 Yamane and others 1985 Suzuki and others 1994</p>
GA ₅₉		
		
<p><i>Canavalia gladiata</i></p>	<p>immature seeds</p>	<p>Yokota and Takahashi 1981</p>
GA ₆₀		
		
<p><i>Pisum sativum</i> <i>Secale cereale</i> <i>Spinacia oleracea</i> <i>Triticum aestivum</i></p>	<p>pollinated ovaries immature ears shoots developing grain</p>	<p>Santes and others 1995 Dathe and others 1989 Zeevaart and others 1993 Kirkwood and MacMillan 1982</p>
GA ₆₁		
		
<p><i>Anemia mexicana</i> <i>Eriobotrya japonica</i> <i>Malus domestica</i></p>	<p>gametophytes immature seeds immature seeds</p>	<p>Nester-Hudson and others 1998 Koshioka and others 1988 Kirkwood and MacMillan 1982 Lin and others 1991</p>

Table 1. Continued

GA _n	Plant species	Tissue	References
	<i>Ornithogalum thyroides</i> <i>Pyrus malus</i> <i>Triticum aestivum</i>	developing seeds inflorescences immature seeds developing grain	Hedden and others 1993 Oyama and others 1996a Koshioka and others 1999 Kirkwood and MacMillan 1982 Kirkwood and MacMillan 1982
GA ₆₂	 <i>Malus domestica</i>	immature seeds	Lin and others 1991 Hedden and others 1993
	<i>Marah macrocarpus</i> <i>Pyrus malus</i> <i>Triticum aestivum</i>	developing seeds endosperm immature seeds developing grain	Oyama and others 1996a MacMillan and Gaskin 1996 Kirkwood and MacMillan 1982 Kirkwood and MacMillan 1982
GA ₆₃	 <i>Malus domestica</i>	immature seeds	Lin and others 1991 Hedden and others 1993
	<i>Prunus persica</i> <i>Pyrus communis</i>	developing seeds immature seeds seeds	Oyama and others 1996a Nakayama and others 2001 Dolan and others 1985
GA ₆₄	 <i>Helianthus annuus</i>	almost mature seeds	Hutchison and others 1988
GA ₆₅	 <i>Helianthus annuus</i>	seeds	Hutchison and others 1988
GA ₆₆	 <i>Helianthus annuus</i>	seeds	Hutchison and others 1988
GA ₆₇	 <i>Helianthus annuus</i>	seeds	Dolan and MacMillan 1985 Hutchison and others 1988

GA₆₈*Malus domestica*

immature seeds

Lin and others 1991

Hedden and others 1993

Prunus persica

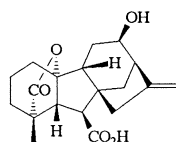
immature seeds

Nakayama and others 2001

Pyrus communis

seeds

Dolan and MacMillan 1985

GA₆₉*Cibotium glaucum*

sporophytes

Yamane and others 1988a

Cyathea australis

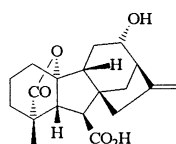
sporophytes

Yamane and others 1985

Hordeum vulgare

developing grain

Gaskin and others 1984

GA₇₀*Abelmoschus esculentus*

immature seed

Koshioka and others 1996

Cibotium glaucum

sporophytes

Yamane and others 1988a

Cyathea australis

sporophytes

Yamane and others 1985

Lygodium circinnatum

prothallia

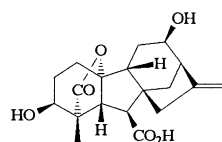
Yamauchi and others 1996

(as Me ester)

Malus domestica

developing seeds

Oyama and others 1996a

GA₇₁*Arabidopsis thaliana, gai*
mutant

shoots

Talon and others 1990c

Cibotium glaucum

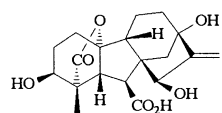
sporophytes

Yamane and others 1988a

Cyathea australis

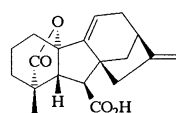
sporophytes

Yamane and others 1985

GA₇₂*Helianthus annuus*

seeds

Hutchison and others 1988

GA₇₃*Lygodium circinnatum*

prothallia

Yamauchi and others 1996

(as Me ester)

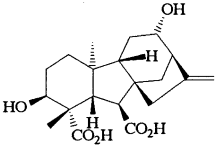
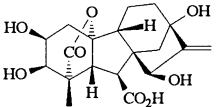
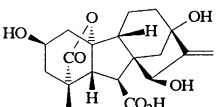
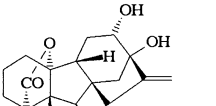
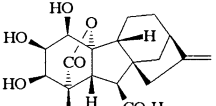
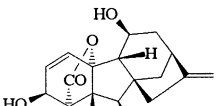
Lygodium flexuosum

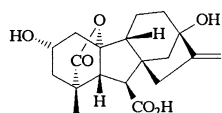
prothallia

Yamauchi and others 1996

(as Me ester)

Table 1. Continued

GA _n	Plant species	Tissue	References
	<i>Lygodium japonicum</i> (as Me ester)	prothallia	Yamane and others 1988b
	<i>Malus domestica</i>	developing seeds	Oyama and others 1996a
GA ₇₄			
	<i>Cucurbita maxima</i>	endosperm, embryos	Blechs Schmidt and others 1984 Murofushi and others 1988
GA ₇₅			
	<i>Helianthus annuus</i>	mature seeds	Castellaro and others 1990
GA ₇₆			
	<i>Helianthus annuus</i>	mature seeds	Castellaro and others 1990
GA ₇₇			
	<i>Fragaria x ananassa</i> Duch.	immature fruit – day neutral	Blake and others 2000b
	<i>Lactuca sativum</i>	mature seeds	Toyomasu and others 1993
	<i>Raphanus sativus</i>	mature seed	Nakayama and others 1990
GA ₇₉			
	<i>Triticum aestivum</i>	mature grain	Penny and others 1993 Lenton and others 1994
GA ₈₀			
	<i>Eriobotrya japonica</i>	immature seeds	Yuda and others 1992
	<i>Malus domestica</i>	immature seeds	Hedden and others 1993

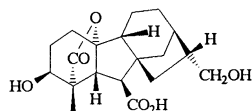
GA₈₁

Citrus sinensis
Eucalyptus globulus
Lathyrus odoratus
Lycopersicon esculentum
Pisum sativum

seeds
 cambial region
 shoots
 unpollinated ovaries
 dark grown shoots
 pods
 pollinated ovaries
 shoots

Turnbull 1989
 Ridoutt and others 1995
 Ross and others 1990
 Fos and others 2000
 Gaskin and others 1985
 Garcia-Martinez and others 1991
 Santes and others 1995
 Zeevaart and others 1993

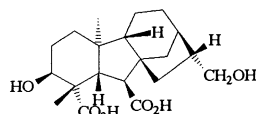
Spinacia oleracea

GA₈₂

Lupinus albus

seeds

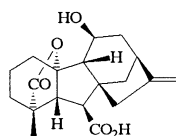
Gaskin and others 1992

GA₈₃

Lupinus albus

seeds

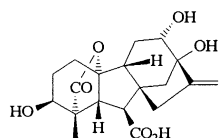
Gaskin and others 1992

GA₈₄

Eriobotrya japonica
Malus domestica

immature seeds
 immature seeds

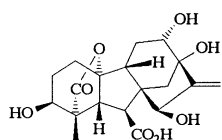
Yuda and others 1992
 Hedden and others 1993

GA₈₅

Brassica campestris
Cucurbita maxima
Prunus avium

cotyledons
 embryos
 fruitlets
 mature seeds, germinating seeds,
 apices ex 10-wk-old seedlings

Sheng and others 1992a
 Bhaskar and others 1991
 Lange and others 1993b
 Blake and Browning 1994
 Blake and others 2000a

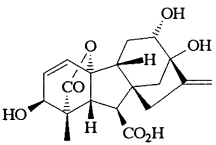
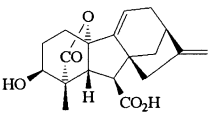
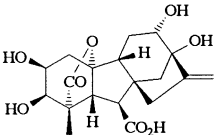
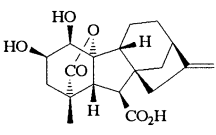
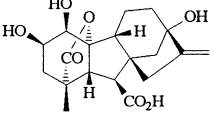
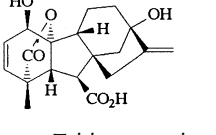
GA₈₆

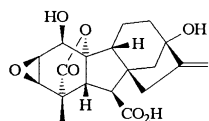
Prunus avium

fruitlets
 mature and germinating seeds,
 apices ex 10-wk-old seedlings

Blake and Browning 1994
 Blake and others 2000a

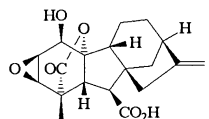
Table 1. Continued

GA _n	Plant species	Tissue	References
	<i>Prunus cerasus</i> <i>Prunus persica</i>	immature seeds immature seeds	Nakayama and others 1996 Bhaskar and others 1991
GA ₈₇			
	<i>Prunus avium</i>	fruitlets mature and germinating seeds, apices ex 10-wk-olds seedlings	Blake and others 1993 Blake and others 2000a
	<i>Prunus cerasus</i> <i>Prunus persica</i>	immature seeds immature seeds	Nakayama and others 1996 Nakayama and others 2001
GA ₈₈			
	<i>Lygodium circinnatum</i> (as Me ester) <i>Malus domestica</i>	prothallia immature seeds	Yamauchi and others 1996 Hedden and others 1993
GA ₈₉			
	<i>Brassica campestris</i>	cotyledons	Sheng and others 1992b
GA ₉₀			
	<i>Triticum aestivum</i>	mature grain	Penny and others 1993
GA ₉₁			
	<i>Pisum sativum</i> <i>Triticum aestivum</i>	pollinated ovaries developing grain	Santes and others 1995 Penny and others 1994
GA ₉₂			
	<i>Triticum aestivum</i>	developing grain	Penny and others 1994

GA₉₃*Triticum aestivum*

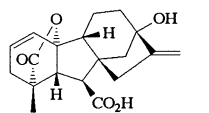
mature grain

Findlow and others 1997

GA₉₄*Triticum aestivum*

mature grain

Findlow and others 1997

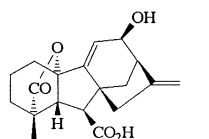
GA₉₅*Prunus cerasus**Prunus persica*

immature seeds

immature seeds

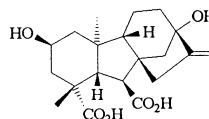
Nakayama and others 1996

Nakayama and others 2001

GA₉₆*Lygodium circinnatum*
(as Me ester)

prothallia

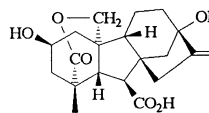
Yamauchi and others 1996

GA₉₇

Campanula isophylla
Fragaria x ananassa Duch.
Hordeum vulgare
Lolium perenne
Lycopersicon esculentum
Pisum sativum
Primus persica
Spinacia oleracea
Triticum aestivum

leaves and stems
 immature fruit – day neutral
 floral apices, leaf sheaths
 leaf tissue
 cultured roots, fruit
 pods
 immature seeds
 shoots
 young ears

Jensen and others 1996
 Blake and others 2000b
 Mander and others 1996
 Morvan-Bertrand and others 2001
 Mander and others 1996
 Mander and others 1996
 Nakayama and others 2001
 Mander and others 1996
 Webb and others 1998

GA₉₈*Pisum sativum*

immature seeds

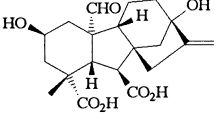
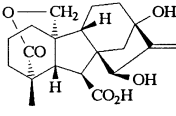
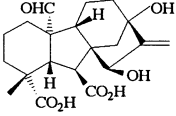
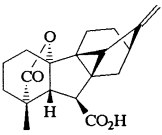
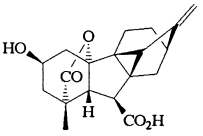
Frydman and others 1974a
see Mander and others 1996

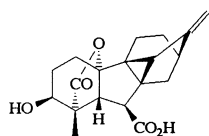
Spinacia oleracea
Triticum aestivum
Vicia faba
Zea mays

shoots
 young ear
 immature seeds
 pollen

Mander and others 1996
 Webb and others 1998
 Sponsel and others 1979
 Mander and others 1996

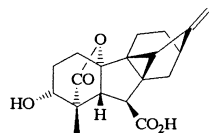
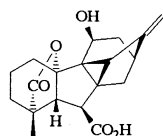
Table 1. Continued

GA _n	Plant species	Tissue	References
GA ₉₉			
	<i>Spinacia oleracea</i>	shoots	Mander and others 1996
GA ₁₀₀			
	<i>Helianthus annuus</i>	seeds	Owen and others 1996 Hutchison and others 1988
GA ₁₀₁			
	<i>Helianthus annuus</i>	seeds	Owen and others 1996 Hutchison and others 1988
GA ₁₀₂			
	<i>Helianthus annuus</i>	seeds	Owen and others 1996 Hutchison and others 1988
GA ₁₀₃			
	<i>Malus domestica</i>	seeds	Oyama and others 1996a
GA ₁₀₄			
	<i>Anemia mexicana</i> <i>Malus domestica</i>	gametophytes immature seeds	Furber and Mander 1988 Furber and others 1989 Oyama and others 1996a
GA ₁₀₅			
	<i>Malus domestica</i>	immature seeds	Oyama and others 1996a

GA₁₀₆*Malus domestica*

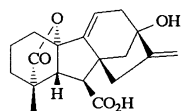
immature seeds

Oyama and others 1996a

GA₁₀₇*Anemia phyllitidis*
*Malus domestica*prothallia
immature seedsYamauchi and others 1991
Oyama and others 1996aGA₁₀₈*Malus domestica*

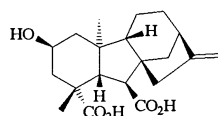
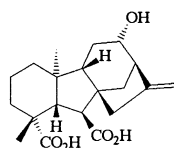
immature seeds

Oyama and others 1996a

GA₁₀₉*Lygodium circinnatum*
(as Me ester)

gametophytes

Wynne and others 1998b

GA₁₁₀*Elaeis guineensis*
*Spinacia oleacea*inflorescences
leavesOwen and others 1998
Owen and others 1998GA₁₁₁*Cucurbita maxima*

endosperm, embryo

Blechsmidt and others 1984
Murofushi and others 1988*Cybotium glaucum*

croziers

Yamane and others 1988a

Dicksonia antarctica

croziers

Yamane and others 1988a

Fragaria x ananassa Duch.

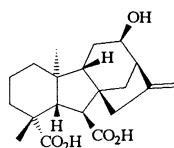
immature fruit – day neutral

Blake and others 2000b

Raphanus sativus

shoots

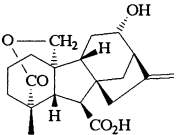
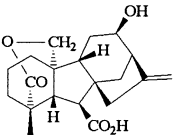
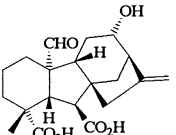
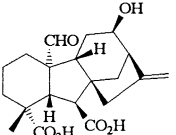
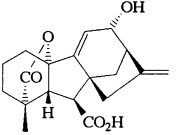
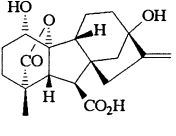
Nakayama and others 1998

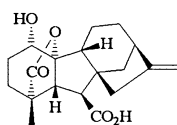
GA₁₁₂*Dicksonia antarctica*

croziers

Yamane and others 1988a

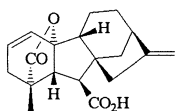
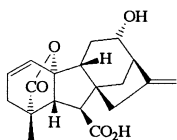
Table 1. Continued

GA _n	Plant species	Tissue	References	
	<i>Fragaria x ananassa</i> Duch. <i>Matthiola incana</i> <i>Ornithogalum thyroides</i> <i>Raphanus sativus</i>	immature fruit – day neutral shoots + flower buds inflorescences shoots	Blake and others 2000b Hisamatsu and others 1998a Koshioka and others 1999 Nakayama and others 1998	
GA ₁₁₃		<i>Raphanus sativus</i>	shoots	Nakayama and others 1998
GA ₁₁₄		<i>Raphanus sativus</i>	shoots	Nakayama and others 1998
GA ₁₁₅		<i>Ornithogalum thyroides</i> <i>Raphanus sativus</i>	inflorescences shoots	Koshioka and others 1999 Nakayama and others 1998
GA ₁₁₆		<i>Raphanus sativus</i>	mature seed, shoots	Nakayama and others 1998
GA ₁₁₇		<i>Lygodium circinnatum</i> (as Me ester)	gametophytes	Wynne and others 1998a
GA ₁₁₈		<i>Prunus persica</i>	immature seeds	Nakayama and others 2001

GA₁₁₉*Prunus persica*

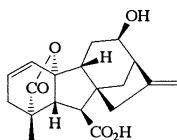
immature seeds

Nakayama and others 2001

GA₁₂₀*Ornithogalum thyroides*
*Prunus persica*inflorescences
immature seedsKoshioka and others 1999
Nakayama and others
2001GA₁₂₁*Prunus persica*

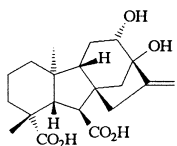
immature seeds

Nakayama and others 2001

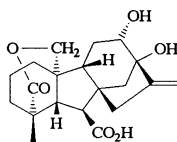
GA₁₂₂*Prunus persica*

immature seeds

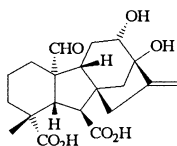
Nakayama and others 2001

GA₁₂₃*Fragaria x ananassa* Duch.immature fruit – day
neutral

Blake and others 2000b

GA₁₂₄*Fragaria x ananassa* Duch.immature fruit – day
neutral

Blake and others 2000b

GA₁₂₅*Fragaria x ananassa* Duch.immature fruit – day
neutral

Blake and others 2000b

Table 1. *Continued*

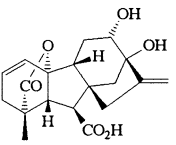
GA _n	Plant species	Tissue	References	
GA ₁₂₆		<i>Prunus persica</i>	immature seeds	Nakayama and others 2001
<p><i>a</i> Mistakenly identified as GA₃₈ in immature seeds of <i>Pisum sativum</i> (Frydman and others 1974) then withdrawn (Sponsel and others 1979).</p>				

Table 2. Alphabetical Listing of Vascular Plants and the Gibberellins Identified in Their Various Tissues

Plant	Tissue	Gibberellin	Reference
<i>Abelmoschus esculentus</i>	immature seed	GA ₁ GA ₃ GA ₄ GA ₈ GA ₁₇ GA ₂₀ GA ₂₉ GA ₃₄ GA ₄₄ GA ₇₀	Koshioka and others 1996
<i>Abies alba</i>	needles	GA ₉	Christmann and Doumas 1998
<i>Agrostemma githago</i>	shoots and leaves	GA ₁ GA ₁₇ GA ₁₉ GA ₂₀ GA ₄₄ GA ₅₃	Jones and Zeevaart 1980
<i>Allium cepa</i>	leaf sheaths	GA ₁ GA ₄ GA ₈ GA ₉ GA ₁₂ GA ₁₅ GA ₂₀ GA ₂₄ GA ₃₄ GA ₄₄ GA ₅₁	Nojiri and others 1993
<i>Alnus tenuifolia</i>	vegetative buds	GA ₁ GA ₈ GA ₂₀	Zanewich and Rood 1994
<i>Alstroemeria hybrida</i>	leaves	GA ₁ GA ₄ GA ₈ GA ₉ GA ₁₅ GA ₁₉ GA ₂₀ GA ₂₄ GA ₂₉ GA ₃₄ GA ₄₄	Kappers and others 1997
<i>Althaea rosea</i>	shoot apices	GA ₁ GA ₃ GA ₉	Harada and Nitsch 1967
<i>Anemia mexicana</i>	gametophytes	GA ₁₀₄	Furber and Mander 1988
	gametophytes	GA ₄₅ GA ₆₁	Furber and others 1989 Nester-Hudson and others 1998
<i>Anemia phyllitidis</i>	prothallia	GA ₉ GA ₂₄ GA ₂₅ GA ₁₀₇	Oyama and others 1996b Yamauchi and others 1991
	sporophytes	GA ₄ GA ₉ GA ₁₅ GA ₁₉ GA ₂₀ GA ₂₄	Oyama and others 1996b
<i>Arabidopsis thaliana</i>	seeds	GA ₁ GA ₃ GA ₄ GA ₉	Derkx and others 1994
	shoots	GA ₁ GA ₄ GA ₈ GA ₉ GA ₁₂ GA ₁₃ GA ₁₅ GA ₁₇ GA ₁₉ GA ₂₀ GA ₂₄ GA ₂₅ GA ₂₇ GA ₂₉ GA ₃₄ GA ₃₆ GA ₃₇ GA ₄₄ GA ₅₁ GA ₅₃	Talon and others 1990b
	shoots (<i>gai</i> mutant)	GA ₄₁ GA ₇₁	Talon and others 1990c
<i>Aralia cordata</i>	basal buds	GA ₁ GA ₄ GA ₁₅ GA ₁₉ GA ₂₀ GA ₃₇ GA ₄₄ GA ₅₃	Nishijima and others 1993
<i>Avena sativa</i>	inflorescences	GA ₃	Kaufman and others 1976
<i>Begonia x cheimantha</i>	leaves	GA ₁ GA ₄ GA ₉ GA ₁₉ GA ₂₀	Oden and Heide 1988
<i>Betula pendula</i>	vegetative buds	GA ₁ GA ₈ GA ₁₉ GA ₂₀ GA ₂₉	Zanewich and Rood 1994
<i>Brassica campestris</i>	seedlings	GA ₈₅	Bhaskar and others 1991

			Sheng and others 1992a
	cotyledons	GA ₈₉	Sheng and others 1992b
<i>Brassica napus</i>	shoots	GA ₁ GA ₈ GA ₁₅ GA ₁₇ GA ₁₉ GA ₂₀ GA ₂₄ GA ₂₉ GA ₄₄ GA ₅₁	Hedden and others 1989
	stems	GA ₁ GA ₃ GA ₁₉ GA ₂₀	Rood and others 1987
	immature siliques	GA ₁ GA ₃ GA ₄ GA ₈ GA ₉ GA ₁₇ GA ₁₉ GA ₂₀ GA ₂₄ GA ₂₉ GA ₃₄ GA ₅₁ GA ₅₃	Zanewich and Rood 1993
<i>Bryophyllum daigremontianum</i>	shoot tips and upper leaves	GA ₂₀	Gaskin and others 1973
<i>Calonyction aculeatum</i>	immature seeds	GA ₈ GA ₁₇ GA ₁₉ GA ₂₇ GA ₂₉ GA ₃₀ GA ₃₁ GA ₃₃ GA ₃₄	Murofushi and others 1973
<i>Calysigia soldanella</i>	seeds	GA ₃ GA ₄ GA ₇	Matsuo and others 1984
<i>Camellia sinensis</i>	leaves	GA ₉ GA ₂₀	Oyama and others 1999
	leaves, fruitlets	GA ₈	Turnbull 1989
	endosperm	GA ₁ GA ₃ GA ₈ GA ₁₉ GA ₂₀ GA ₃₈ GA ₄₄	Koshioka and others 1993
	xylem sap	GA ₉ GA ₁₂ GA ₁₅ GA ₂₀ GA ₄₄ GA ₅₁ GA ₅₃	Oyama and others 1999
<i>Campanula isophylla</i>	leaves and stems	GA ₁ GA ₁₉ GA ₄₄ GA ₅₃ GA ₉₇	Jensen and others 1996
<i>Canavalia gladiata</i>	immature seeds	GA ₂₁ GA ₂₂	Murofushi and others 1969a,b
		GA ₅₉	Yokota and Takahashi 1981
<i>Carica papaya</i>	fruits	GA ₁ GA ₃ GA ₅₅	Dathe and others 1991
<i>Carthamus tinctorius</i>	stems	GA ₁ GA ₃ GA ₁₉ GA ₂₀ GA ₂₉	Potter and others 1993
<i>Cibotium glaucum</i>	sporophytes	GA ₁ GA ₄ GA ₉ GA ₁₅ GA ₁₇ GA ₁₉ GA ₂₀ GA ₂₅ GA ₃₇ GA ₄₀ GA ₅₈ GA ₆₉ GA ₇₀ GA ₇₁ GA ₁₁₁	Yamane and others 1988a
<i>Citrus reticulata</i>	developing fruit	GA ₁ GA ₄ GA ₈ GA ₉ GA ₁₇ GA ₁₉ GA ₂₀ GA ₂₄ GA ₂₉ GA ₄₄ GA ₅₃	Talon and others 1992
<i>Citrus sinensis</i>	shoots	GA ₁ GA ₈ GA ₁₇ GA ₁₉ GA ₂₀ GA ₂₉ GA ₄₄	Poling and Maier 1988
	leaves	GA ₁ GA ₁₉ GA ₂₀ GA ₂₉	Talon and others 1990a
	seeds	GA ₈ GA ₂₀ GA ₂₉	Turnbull 1989
	fruitlets	GA ₁ GA ₁₉ GA ₂₀ GA ₂₉ GA ₈₁	Turnbull 1989
	immature fruit	GA ₃ GA ₈ GA ₁ GA ₄ GA ₈ GA ₉ GA ₁₇ GA ₁₉ GA ₂₀ GA ₂₉	Poling 1991
	reproductive buds	GA ₁ GA ₂₉	Talon and others 1990a
<i>Citrus unshiu</i>	developing fruit	GA ₂₀	Talon and others 1990a
	water sprouts	GA ₁	Kawarada and Sumiki 1959
	young fruit	GA ₁ GA ₄ GA ₉ GA ₁₉ GA ₂₀ GA ₂₄ GA ₂₅ GA ₄₄ GA ₅₃	Goto and others 1989
	developing fruit	GA ₁ GA ₄ GA ₈ GA ₉ GA ₁₇ GA ₁₉ GA ₂₀ GA ₂₄ GA ₂₉ GA ₄₄ GA ₅₃	Talon and others 1992
<i>Corylus avellana</i>	seeds	GA ₁ GA ₉	Williams and others 1974
<i>Cucumis melo</i>	mature seeds	GA ₁ GA ₃ GA ₁ GA ₃ GA ₄ GA ₈ GA ₂₀ GA ₃₄	Hemphill and others 1972
<i>Cucumis sativus</i>	mature seeds	GA ₁ GA ₃ GA ₄ GA ₄₃	Edelstein and others 1995
<i>Cucurbita maxima</i>		GA ₄ GA ₁₂ GA ₁₃ GA ₄₃ GA ₄₉ GA ₅₈ GA ₇₄ GA ₁₁₁	Hemphill and others 1972
			Graebe and others 1974
			Blechsmidt and others 1984

Table 2. *Continued*

Plant	Tissue	Gibberellin	Reference
		GA ₅₈	Beale and others 1984
	endosperm	GA ₇₄	Murofushi and others 1988
		GA ₁ GA ₈ GA ₂₅ GA ₂₈ GA ₃₆ GA ₄₈	Lange and others 1993a
	embryo	GA ₁₃ GA ₂₅ GA ₃₉ GA ₄₃	Blechs Schmidt and others 1984
		GA ₄₉ GA ₇₄ GA ₁₁₁	
		GA ₁ GA ₄ GA ₁₇ GA ₂₈ GA ₃₇	Lange and others 1993b
		GA ₃₈ GA ₄₈ GA ₈₅	
		GA ₇₄	Murofushi and others 1988
<i>Cucurbita pepo</i>	mature seed	GA ₃₉	Blechs Schmidt and others 1984
	seeds	GA ₃₉ GA ₄₈ GA ₄₉	Fukui and others 1977
<i>Cyathea australis</i>	sporophytes	GA ₁ GA ₄ GA ₉ GA ₁₅ GA ₂₄	Yamane and others 1985
		GA ₃₅ GA ₅₈ GA ₆₉ GA ₇₀ GA ₇₁	
<i>Cytisus scoparius</i>	immature seeds	GA ₃₅	Yamane and others 1971,1974
<i>Dalbergia dolichopetala</i>	germinating seed	GA ₁ GA ₃ GA ₄ GA ₅ GA ₈	Moritz and Montiero 1994
		GA ₂₀ GA ₂₈	
<i>Daucus carota</i>	somatic cell embryo cultures	GA ₁ GA ₄ GA ₇	Noma and others 1979
<i>Dendranthema grandiflorum</i>	stem tips	GA ₁ GA ₉ GA ₁₉ GA ₂₀ GA ₄₄ GA ₅₃	Nishijima and others 1997
<i>Dicksonia antarctica</i>	sporophytes	GA ₄ GA ₉ GA ₁₅ GA ₂₅ GA ₃₇	Yamane and others 1988a
		GA ₁₁₁ GA ₁₁₂	
<i>Dioscorea opposita</i>	dormant bulbils	GA ₄ GA ₉ GA ₁₂ GA ₁₉ GA ₂₀	Tanno and others 1992
		GA ₂₄ GA ₃₆ GA ₅₃	
<i>Elaeis guineensis</i>	inflorescences	GA ₁₁₀	Owen and others 1998
<i>Eriobotrya japonica</i>	immature seed	GA ₉ GA ₁₅ GA ₁₉ GA ₂₀ GA ₂₉	Koshioka and others 1988
		GA ₃₅ GA ₄₄ GA ₅₀ GA ₆₁	
	immature seed	GA ₉ GA ₁₅ GA ₂₄ GA ₃₅ GA ₅₀	Yuda and others 1992
		GA ₈₀ GA ₈₄	
<i>Eucalyptus globulus</i>	cambial region	GA ₁ GA ₄ GA ₈ GA ₉ GA ₁₉	Ridoutt and others 1995
		GA ₂₀ GA ₂₉ GA ₄₄ GA ₈₁	
<i>Eucalyptus nitens</i>	apical buds	GA ₁₉	Hasan and others 1994
<i>Eustoma grandiflorum</i>	shoots + floral buds	GA ₁ GA ₁₉ GA ₂₀ GA ₄₄ GA ₅₃	Hisamatsu and others 1998b
<i>Fragaria x ananassa</i> Duch. (short day)	mature leaves (LD)	GA ₁ GA ₈ GA ₁₇ GA ₁₉ GA ₂₀	Taylor and others 1994
		GA ₂₉ GA ₄₄	
	mature leaves (SD)	GA ₁ GA ₅ GA ₈ GA ₁₉ GA ₂₀ GA ₂₉	Taylor and others 1994
	leaf exudates	GA ₁ GA ₃	Taylor and others 2000b
<i>Fragaria x ananassa</i> Duch. (day neutral)	leaves	GA ₁ GA ₃ GA ₈ GA ₁₇ GA ₁₉	Taylor and others 2000a
		GA ₂₀ GA ₂₉	
	immature fruits	GA ₁ GA ₃ GA ₅ GA ₈ GA ₁₂	Blake and others 2000b
		GA ₁₇ GA ₁₉ GA ₂₀ GA ₂₉	
		GA ₄₄ GA ₄₈ GA ₄₉ GA ₅₃	
		GA ₇₇ GA ₉₇ GA ₁₁₁ GA ₁₁₂	
		GA ₁₂₃ GA ₁₂₄ GA ₁₂₅	
<i>Gentiana triflora</i>	stems and leaves	GA ₁ GA ₁₉ GA ₂₀ GA ₄₄ GA ₅₃	Koshioka and others 1998
<i>Helianthus annuus</i>	seeds	GA ₆₇	Dolan and MacMillan 1985
		GA ₁ GA ₄ GA ₁₉ GA ₂₀ GA ₄₅	Hutchison and others 1988
		GA ₆₄ GA ₆₅ GA ₆₆ GA ₆₇ GA ₇₂	
	mature seeds	GA ₇₅ GA ₇₆	Castellaro and others 1990
	seeds	GA ₁₀₀ GA ₁₀₁ GA ₁₀₂	Owen and others 1996
<i>Hordeum vulgare</i>	germinating grain	GA ₁ GA ₃	Yamada 1982
		GA ₁ GA ₃ GA ₁₇ GA ₁₉ GA ₂₀	Gaskin and others 1984
		GA ₃₄ GA ₄₈	
	developing grain	GA ₁ GA ₄ GA ₈ GA ₁₂ GA ₁₇	Gaskin and others 1984
		GA ₂₅ GA ₃₄ GA ₄₈ GA ₆₉	
		GA ₁ GA ₃ GA ₈ GA ₉ GA ₁₇	Boother and others 1991
		GA ₂₀ GA ₃₄ GA ₄₈	

	leaf sheaths	GA ₁ GA ₃ GA ₈ GA ₁₉ GA ₂₀ GA ₂₉ GA ₉₇	Croker and others 1990 Mander and others 1996
	seedlings	GA ₁ GA ₃ GA ₈ GA ₂₀ GA ₂₉	Boother and others 1991
	floral apices	GA ₉₇	Mander and others 1996
<i>Humulus lupulus</i>	shoots	GA ₁₉	Watanabe and others 1978
<i>Ipomoea batatas</i>	immature seeds	GA ₁ GA ₃ GA ₅ GA ₁₉ GA ₂₀ GA ₂₃	Matsuo and others 1984
	mature seeds	GA ₅ GA ₁₉ GA ₂₀ GA ₂₃	
<i>Ipomoea pes-caprae</i>	immature seeds	GA ₁₉	Matsuo and others 1984
<i>Ipomoea reptans</i>	immature seeds	GA ₁ GA ₃ GA ₅ GA ₁₇ GA ₁₉ GA ₂₀	Matsuo and others 1984
<i>Juglans regia</i>	unpollinated and pollinated ovaries	GA ₁ GA ₄ GA ₈ GA ₉ GA ₁₇ GA ₁₉ GA ₂₀ GA ₂₉ GA ₄₄ GA ₅₃	Tadeo and others 1994
<i>Lactuca sativa</i>	shoots	GA ₁ GA ₃ GA ₅ GA ₈ GA ₁₉ GA ₂₀ GA ₂₉ GA ₅₃	Waycott and others 1991
	seedlings	GA ₁ GA ₁₉ GA ₂₀	Toyomasu and others 1992
	mature seeds	GA ₁ GA ₁₇ GA ₁₉ GA ₂₀ GA ₇₇	Toyomasu and others 1993
<i>Lagenaria leucantha</i>	seeds	GA ₅₀ GA ₅₂	Fukui and others 1978
<i>Lathyrus odoratus</i>	shoots	GA ₁ GA ₈ GA ₂₀ GA ₂₉ GA ₈₁ GA ₁₉	Ross and others 1990 Ross and others 1992
<i>Leucaena leucocephala</i>	immature seed	GA ₁ GA ₈ GA ₁₇ GA ₁₉ GA ₂₀ GA ₂₃ GA ₃₄ GA ₅₃	Arigayo and others 1983
<i>Lilium elegans</i>	bulbs	GA ₁ GA ₄ GA ₉ GA ₁₂ GA ₁₅ GA ₁₉ GA ₂₀ GA ₂₄ GA ₃₄ GA ₄₄ GA ₅₁	Takayama and others 1993
<i>Lilium longiflorum</i>	pollen	GA ₁₂ GA ₂₄	Abe and others 1991
<i>Lolium perenne</i>	leaf tissue	GA ₁ GA ₈ GA ₉ GA ₁₇ GA ₁₉ GA ₂₀ GA ₂₉ GA ₄₄ GA ₅₃ GA ₉₇	Morvan-Bertrand and others 2000
<i>Lolium temulentum</i>	leaves	GA ₁ GA ₃ GA ₈ GA ₉ GA ₁₉ GA ₂₀ GA ₂₉ GA ₄₄ GA ₅₃	Gocal and others 1999
<i>Lupinus albus</i>	seeds	GA ₁ GA ₃ GA ₄ GA ₁₇ GA ₁₈ GA ₂₃ GA ₄₃ GA ₈₂ GA ₈₃	Gaskin and others 1992
<i>Lupinus luteus</i>	immature seeds	GA ₁₈	Koshimizu and others 1968
	immature fruits	GA ₁₉ GA ₂₃ GA ₂₈	Fukui and others 1971,1972
<i>Lycopersicon esculentum</i>	leaves + shoot tips	GA ₁ GA ₃ GA ₄ GA ₈ GA ₁₉ GA ₂₀ GA ₂₉ GA ₃₄ GA ₄₄ GA ₅₁ GA ₅₃	Grunzweig and others 1997
	seeds	GA ₁ GA ₈ GA ₁₅ GA ₁₇ GA ₁₉ GA ₂₀ GA ₂₄ GA ₂₅ GA ₂₉ GA ₄₄	Bohner and others 1988
	pericarp	GA ₁ GA ₈ GA ₁₇ GA ₁₉ GA ₂₀ GA ₂₉	Bohner and others 1988
	cultured roots	GA ₁ GA ₃ GA ₉₇	Butcher and others 1988 Mander and others 1996
	pollinated fruit	GA ₁ GA ₈ GA ₉ GA ₁₅ GA ₁₇ GA ₁₉ GA ₂₀ GA ₂₄ GA ₂₅ GA ₂₉ GA ₄₄	Koshioka and others 1994
	parthenocarpic fruit	GA ₁ GA ₈ GA ₁₇ GA ₁₉ GA ₂₀ GA ₂₉ GA ₄₄	Koshioka and others 1994
	fruit	GA ₉₇	Mander and others 1996
	unpollinated ovaries	GA ₁ GA ₃ GA ₈ GA ₉ GA ₁₉ GA ₂₀ GA ₂₉ GA ₃₄ GA ₄₄ GA ₅₃ GA ₈₁	Fos and others 2000
<i>Lygodium circinnatum</i>	prothallia	GA ₉ GA ₂₀ GA ₇₀ GA ₇₃ GA ₈₈ GA ₉₆ (all as Me esters)	Yamauchi and others 1996
	gametophytes	GA ₁₀₉	Wynne and others 1998b
	gametophytes	GA ₁₁₇ (as Me ester)	Wynne and others 1998a
<i>Lygodium flexuosum</i>	prothallia	GA ₇₃ (as Me ester)	Yamauchi and others 1996

Table 2. *Continued*

Plant	Tissue	Gibberellin	Reference
<i>Lygodium japonicum</i>	prothallia	GA ₉ (as Me ester) GA ₇₃ (as Me ester)	Yamane and others 1979 Yamane and others 1988b
<i>Malus domestica</i>	immature seeds	GA ₆₈ GA ₁ GA ₃ GA ₄ GA ₇ GA ₈ GA ₉ GA ₁₅ GA ₁₇ GA ₁₉ GA ₂₀ GA ₂₄ GA ₃₄ GA ₃₅ GA ₄₄ GA ₅₃ GA ₅₄ GA ₆₁ GA ₆₂ GA ₆₃ GA ₆₈	Dolan and MacMillan 1985 Lin and others 1991
	developing seeds	GA ₁ GA ₃ GA ₄ GA ₇ GA ₉ GA ₁₂ GA ₁₅ GA ₁₇ GA ₁₉ GA ₂₀ GA ₂₅ GA ₃₄ GA ₃₅ GA ₄₄ GA ₄₅ GA ₅₃ GA ₅₄ GA ₆₁ GA ₆₂ GA ₆₃ GA ₆₈ GA ₈₀ GA ₈₄ GA ₈₈	Hedden and others 1993
	leaves and buds xylem exudate	GA ₄ GA ₇ GA ₉ GA ₁₂ GA ₁₇ GA ₁₉ GA ₂₀ GA ₂₅ GA ₃₄ GA ₃₅ GA ₄₅ GA ₅₃ GA ₅₄ GA ₆₁ GA ₆₂ GA ₆₃ GA ₇₀ GA ₇₃ GA ₈₀ GA ₈₄ GA ₈₈ GA ₁₀₃ GA ₁₀₄ GA ₁₀₅ GA ₁₀₆ GA ₁₀₇ GA ₁₀₈	Oyama and others 1996a
	leaves and buds xylem exudate	GA ₁₉ GA ₂₀ GA ₁₅ GA ₁₇ GA ₁₈ GA ₁₉ GA ₂₃ GA ₄₄ GA ₅₃	Koshioka and others 1985 Motosugi and others 1996
<i>Mangifera indica</i> <i>Marah macrocarpus</i>	leaves embryos	GA ₁ GA ₃ GA ₁₉ GA ₂₀ GA ₂₉ GA ₄₆	Davenport and others 2001 Beeley and MacMillan 1976 MacMillan and Gaskin 1996
	endosperm	GA ₁ GA ₃ GA ₄ GA ₇ GA ₁₃ GA ₂₅ GA ₄₃ GA ₄₆ GA ₄ GA ₇ GA ₂₄ GA ₂₅ GA ₄₃ GA ₃ GA ₄ GA ₇ GA ₂₅ GA ₃₇ GA ₄₃ GA ₄₆ GA ₆₂	Beeley and others 1975 MacMillan and Gaskin 1996
<i>Mathiola incana</i>	shoots + flower buds	GA ₁ GA ₄ GA ₈ GA ₁₉ GA ₂₀ GA ₂₄ GA ₃₄ GA ₃₇ GA ₅₃ GA ₁₁₂	Hisamatsu and others 1998a
<i>Ornithogalum thyroides</i>	inflorescences	GA ₄ GA ₇ GA ₉ GA ₁₂ GA ₁₅ GA ₁₉ GA ₂₀ GA ₂₄ GA ₂₅ GA ₅₁ GA ₅₃ GA ₆₁ GA ₁₁₂ GA ₁₁₅ GA ₁₂₀	Koshioka and others 1999
<i>Orobancha minor</i>	arial parts	GA ₁ GA ₄ GA ₉ GA ₁₂ GA ₁₉ GA ₂₀ GA ₂₄ GA ₃₈ GA ₄₄ GA ₄₇ GA ₅₈	Suzuki and others 1994
<i>Oryza sativa</i>	immature seeds	GA ₁₉ GA ₂₀ GA ₂₉ GA ₃₄ GA ₄₄ GA ₅₃	Kobayashi and others 1984
	spikelets	GA ₄ GA ₁₇ GA ₁₉ GA ₂₀ GA ₃₄	Kobayashi and others 1988
	shoots	GA ₁₉	Kurogoshi and others 1979
	ears	GA ₁ GA ₁₉ GA ₁ GA ₄ GA ₉ GA ₁₉ GA ₂₀ GA ₂₄ GA ₂₉ GA ₃₄ GA ₄₄ GA ₅₁	Suzuki and others 1981 Kurogoshi and others 1979 Kobayashi and others 1984
	roots	GA ₁₉	Kurogoshi and others 1979
<i>Pennessitum glaucum</i>	shoots	GA ₁ GA ₃ GA ₈ GA ₁₇ GA ₁₉ GA ₂₀ GA ₅₃	Devi and others 1984
<i>Pharbitis nil</i>	immature seeds	GA ₂₀ GA ₈ GA ₂₆ GA ₂₇	Murofushi and others 1968 Yokota and others 1971
<i>Pharbitis purpurea</i>	immature seeds	GA ₃ GA ₅ GA ₈ GA ₁₇ GA ₁₉ GA ₂₀ GA ₂₆ GA ₂₇ GA ₂₉ GA ₃₄ GA ₄₄ GA ₅₃	Fujisawa and others 1985

<i>Pharbitis tricolor</i>	immature seeds	GA ₁ GA ₃	Matsuo and others 1984
<i>Phaseolus coccineus</i>	immature seeds	GA ₁ GA ₅	MacMillan and others 1958, 1960
		GA ₆ GA ₈	MacMillan and others 1962
		GA ₁ GA ₃ GA ₅ GA ₆ GA ₈ GA ₁₇ GA ₁₉ GA ₂₀	Durley and others 1971
	embryo and testa	GA ₁ GA ₅ GA ₆ GA ₁₇ GA ₁₉ GA ₂₀ GA ₃₈ GA ₄₄	Albone and others 1984
	cotyledonary embryos	GA ₁ GA ₄ GA ₅ GA ₆	Picciarelli and Alpi 1985
	testa	GA ₈ GA ₂₉	Albone and others 1984
	suspensors	GA ₁ GA ₄ GA ₅ GA ₆ GA ₈ GA ₄₄	Picciarelli and Alpi 1986
	dark-grown seedlings	GA ₄	Crozier and others 1971
	light-grown seedlings	GA ₁ GA ₄ GA ₅ GA ₂₀	Bowen and others 1973
<i>Phaseolus lunatus</i>	stems	GA ₁ GA ₃ GA ₁₉ GA ₂₀ GA ₄₄	Dobert and others 1992a
	root nodules	GA ₁ GA ₃ GA ₁₉ GA ₂₀ GA ₂₉ GA ₄₄	Dobert and others 1992a
<i>Phaseolus vulgaris</i>	immature seeds	GA ₁ GA ₅	West and Phinney 1959 West 1961
		GA ₆ GA ₈	Durley and others 1971
		GA ₁ GA ₄ GA ₈ GA ₃₇ GA ₃₈	Hiraga and others 1974b
	seeds (8–10 mm)	GA ₁ GA ₅ GA ₆ GA ₈ GA ₁₇ GA ₂₀ GA ₂₉ GA ₃₈	Yamane and others 1977
	seeds (ca 15 mm)	GA ₁ GA ₄ GA ₅ GA ₆ GA ₈ GA ₂₀ GA ₂₉ GA ₃₇ GA ₃₈ GA ₄₄	Yamane and others 1977
	mature seeds	GA ₁ GA ₈	Hiraga and others 1974a,b
<i>Phyllostachys bambusoides</i>	shoots	GA ₁ GA ₁₉ GA ₂₀	Yanagisawa and others 1992
<i>Phyllostachys edulis</i>	shoots	GA ₁₉ GA ₁ GA ₂₀	Murofushi and others 1966 Yanagisawa and others 1992
<i>Picea abies</i>	shoots	GA ₁ GA ₃ GA ₄ GA ₇ GA ₉ GA ₁₂ GA ₁₅ GA ₂₀ GA ₂₉ GA ₃₄ GA ₅₁	Oden and others 1987 Moritz 1995
<i>Picea sitchensis</i>	shoots	GA ₁ GA ₃ GA ₄ GA ₉	Moritz and others 1989
<i>Pimpinella anisum</i>	somatic cell embryo cultures	GA ₁ GA ₄ GA ₇	Noma and others 1979
<i>Pinus attenuata</i>	pollen	GA ₃ GA ₄ GA ₇	Kamienska and others 1976
<i>Pinus sylvestris</i>	stems	GA ₁ GA ₃ GA ₄ GA ₉ GA ₁₂ GA ₂₀	Wang and others 1996
	needles	GA ₁ GA ₃ GA ₄	Wang and others 1996
<i>Pisum sativum</i>	shoots	GA ₁₉ GA ₂₀ GA ₂₉	Davies and others 1982
	dark-grown shoots	GA ₁ GA ₈ GA ₁₇ GA ₂₀ GA ₂₉ GA ₈₁	Gaskin and others 1985
	internodes	GA ₄	Poole and others 1995
	shoot apices	GA ₁ GA ₂₀ GA ₂₉	Ingram and others 1983
	parthenocarpic and pollinated ovaries	GA ₁ GA ₈ GA ₂₀ GA ₂₉	Garcia-Martinez and others 1987a
	pollinated ovaries	GA ₁ GA ₃ GA ₈ GA ₁₃ GA ₁₇ GA ₁₉ GA ₂₀ GA ₂₉ GA ₄₃ GA ₆₀ GA ₈₁ GA ₉₁	Santes and others 1995
		GA ₁ GA ₈ GA ₂₀ GA ₂₉	Garcia-Martinez and others 1987a
	ovules	GA ₁ GA ₃ GA ₈ GA ₁₉ GA ₂₀ GA ₂₉	Garcia-Martinez and others 1991
	fertilized ovules	GA ₄ GA ₇	Rodrigo and others 1997
	cotyledons	GA ₂₀ GA ₂₉	Sponsel 1983
	embryonic axes	GA ₂₀ GA ₂₉	Sponsel 1983
	testa	GA ₂₀ GA ₂₉	Sponsel 1983
	seeds	GA ₂₀ GA ₂₉ GA ₉ GA ₁₇ GA ₁₉ GA ₄₄ GA ₂₀	Frydman and MacMillan 1973 Frydman and others 1974 Gaskin and others 1985 Eeuwens and others 1973

Table 2. *Continued*

Plant	Tissue	Gibberellin	Reference
		GA ₅₁ GA ₁ GA ₈ GA ₂₀ GA ₂₉	Sponsel and MacMillan 1977 Garcia-Martinez and others 1987a
	embryos pods	GA ₉₈ GA ₁ GA ₈ GA ₂₀ GA ₂₉	Mander and others 1996 Garcia-Martinez and others 1987a
		GA ₃ GA ₁₇ GA ₁₉ GA ₈₁	Garcia-Martinez and others 1991
<i>Pithecellobium microcarpum</i>	immature seeds	GA ₉₇ GA ₁ GA ₉ GA ₁₇ GA ₁₉ GA ₂₀	Mander and others 1996 Koshioka and others 1986
<i>Polianthes tuberosa</i>	corms	GA ₁ GA ₁₉ GA ₂₀ GA ₅₃	Chang and others 2001
<i>Populus tremuloides</i>	vegetative buds	GA ₁ GA ₈ GA ₁₉ GA ₂₀	Zanewich and Rood 1994
<i>Prunus armeniaca</i>	immature seeds	GA ₃₂	Coombe 1971
		GA ₁ GA ₅ GA ₂₉ GA ₃₂	Yamaguchi and others 1975a,b
<i>Prunus avium</i>	fruitlets	GA ₈₇ GA ₁ GA ₃ GA ₅ GA ₁₉ GA ₂₀ GA ₂₉ GA ₃₂ GA ₈₅ GA ₈₆	Bottini and others 1985 Blake and others 1993 Blake and Browning 1994
	mature seeds germinating seeds	GA ₃₂ GA ₈₅ GA ₈₆ GA ₈₇ GA ₁ GA ₃ GA ₅ GA ₁₉ GA ₂₀ GA ₃₂ GA ₈₅ GA ₈₆ GA ₈₇	Blake and others 2000a Blake and others 2000a
	shoot apices ex 10 wk-old seedlings	GA ₁ GA ₃ GA ₅ GA ₈ GA ₁₉ GA ₂₀ GA ₂₉ GA ₃₂ GA ₈₅ GA ₈₆ GA ₈₇	Blake and others 2000a
	shoot apices ex mature plants	GA ₁ GA ₃ GA ₅ GA ₈ GA ₁₉ GA ₂₀ GA ₂₉	Blake and others 2000a
<i>Prunus cerasus</i>	seeds	GA ₃ GA ₁₇ GA ₁₉ GA ₂₀ GA ₂₅ GA ₃₀ GA ₃₂ GA ₄₄ GA ₈₆ GA ₈₇ GA ₉₅	Nakayama and others 1996
	pericarp	GA ₂₉	Reed and Martin 1976
<i>Prunus domestica</i>			
<i>Prunus persica</i>	seeds	GA ₅ GA ₃₂ GA ₈₆ GA ₃ GA ₉ GA ₁₇ GA ₁₉ GA ₃₀ GA ₄₄ GA ₆₃ GA ₆₈ GA ₈₇ GA ₉₅ GA ₉₇ GA ₁₁₈ GA ₁₁₉ GA ₁₂₀ GA ₁₂₁ GA ₁₂₂ GA ₁₂₆	Yamaguchi and others 1975a,b Bhaskar and others 1991 Nakayama 2001
<i>Prunus spachiana</i>	shoots	GA ₁ GA ₁₅ GA ₁₉ GA ₂₀ GA ₂₉ GA ₄₄	Kobayashi and others 1996
<i>Pseudotsuga menziesii</i>	shoots	GA ₁ GA ₃ GA ₄ GA ₇ GA ₉	Doumas and others 1992
<i>Psilotum nudum</i>	fronds	GA ₃₆	Takahashi and others 1984
<i>Pyrus communis</i>	seeds	GA ₄₅ GA ₁₇ GA ₂₅ GA ₄₅ GA ₄₅ GA ₆₃ GA ₆₈	Bearder and others 1975 Martin and others 1977 Dolan and others 1985
<i>Pyrus malus</i>	seeds	GA ₆₁ GA ₆₂	Kirkwood and MacMillan 1982
<i>Quamoclit pennata</i>	seeds	GA ₃ GA ₅ GA ₁₇	Matsuo and others 1984
<i>Raphanus sativus</i>	mature seeds	GA ₁ GA ₅ GA ₈ GA ₉ GA ₁₇ GA ₁₉ GA ₂₀ GA ₂₄ GA ₂₅ GA ₄₀ GA ₇₇ GA ₁₁₆	Nakayama and others 1990, 1998
	leaves and/or stems	GA ₁ GA ₄ GA ₉ GA ₁₂ GA ₁₅ GA ₁₇ GA ₁₉ GA ₂₀ GA ₂₄ GA ₂₅ GA ₂₉ GA ₃₄ GA ₄₄ GA ₅₁	Nakayama and others 1995
	shoots	GA ₁₁₁ GA ₁₁₂ GA ₁₁₃ GA ₁₁₄ GA ₁₁₅ GA ₁₁₆	Nakayama and others 1998
<i>Rhizophora mucranata</i>	leaves	GA ₃ GA ₅ GA ₉	Ganguly and Sircar 1974
<i>Rumex acetosa</i>	shoots	GA ₁ GA ₄ GA ₉ GA ₁₉ GA ₂₀ GA ₅₃	Rijinders and others 1997
<i>Rumex palustris</i>	shoots	GA ₁ GA ₄ GA ₉ GA ₁₉ GA ₂₀ GA ₅₃	Rijinders and others 1997

<i>Saccharum spp</i>	leaves and shoots apical meristems apices	GA ₁ GA ₃ GA ₁₉ GA ₂₀ GA ₂₉ GA ₄ GA ₃₆	Kuhnle and others 1983 Koshioka and others 1984
<i>Salix pentandra</i>	shoots catkins roots	GA ₁ GA ₁₉ GA ₂₀ GA ₂₉ GA ₁ GA ₁₉ GA ₁ GA ₈ GA ₁₉ GA ₂₉ GA ₅₆	Davies and others 1985 Davies and others 1985 Olsen and others 1994
<i>Sasa kurilensis</i>	shoots	GA ₁ GA ₁₉ GA ₂₀	Yanagisawa and others 1992
<i>Secale cereale</i>	plants (<i>sic</i>) immature ears	GA ₁ GA ₃ GA ₁₉ GA ₂₀ GA ₂₄ GA ₅₄ GA ₅₅ GA ₆₀	Eckert and others 1978 Dathe and others 1989
<i>Secium edule</i>	embryo endosperm testa	GA ₁ GA ₃ GA ₄ GA ₇ GA ₈ GA ₁₇ GA ₂₅ GA ₂₉ GA ₃₈ GA ₄₄ GA ₁ GA ₃ GA ₄ GA ₇ GA ₁₃ GA ₁₇ GA ₂₅ GA ₃₈ GA ₄₄ GA ₁ GA ₃ GA ₇ GA ₈ GA ₁₂ GA ₁₃ GA ₁₅ GA ₁₉ GA ₂₅ GA ₂₇ GA ₂₉ GA ₄₄ GA ₅₃	Albone and others 1984 Albone and others 1984 Albone and others 1984
<i>Silene armeria</i>	shoots	GA ₁ GA ₈ GA ₁₂ GA ₁₇ GA ₁₉ GA ₂₀ GA ₂₉ GA ₄₄ GA ₅₃	Talon and Zeevaart 1990
<i>Solanum tuberosum</i>	immature berries	GA ₁₅ GA ₂₀	Jones and others 1988
<i>Sonneratia apelata</i>	leaves	GA ₁ GA ₃	Ganguly and Sircar 1974
<i>Spinacia oleracea</i>	shoots	GA ₁₇ GA ₁₉ GA ₂₀ GA ₂₉ GA ₄₄ GA ₅₃ GA ₁ GA ₄ GA ₅ GA ₇ GA ₈ GA ₉ GA ₁₂ GA ₁₅ GA ₁₇ GA ₁₉ GA ₂₀ GA ₂₉ GA ₃₄ GA ₄₄ GA ₅₁ GA ₅₃ GA ₆₀ GA ₈₁ GA ₉₇ GA ₉₈ GA ₉₉	Metzger and Zeevaart 1980a Talon and others 1991 Zeevaart and others 1993 Mander and others 1996
<i>Stevia rebaudiana</i>	leaves	GA ₁₁₀	Owen and others 1998
<i>Thlaspi arvense</i>	roots	GA ₁₉ GA ₂₉ GA ₄₄	Metzger and Zeevaart 1980b
<i>Trifolium repens</i>	stems and leaves	GA ₂₀	Alves and Ruddat 1979
<i>Trifolium repens</i>	shoots	GA ₁ GA ₈ GA ₉ GA ₁₂ GA ₁₅ GA ₁₉ GA ₂₀ GA ₂₄ GA ₂₅ GA ₂₉ GA ₄₄ GA ₅₁ GA ₅₃	Metzger and Mardaus 1986
<i>Triticum aestivum</i>	arial parts	GA ₁ GA ₄ GA ₉ GA ₁₉ GA ₂₀ GA ₄₄	Suzuki and others 1994
<i>Triticum aestivum</i>	shoots	GA ₁ GA ₃ GA ₄ GA ₈ GA ₁₉ GA ₂₀ GA ₂₉ GA ₃₄ GA ₄₄ GA ₅₃	Appleford and Lenton 1991
	leaves, roots	GA ₁ GA ₃	Eckert and others 1978
	leaves, stems	GA ₁ GA ₃ GA ₄ GA ₇	Jensen and Junttila 1987
	expanding internode	GA ₁ GA ₃ GA ₄ GA ₈ GA ₉ GA ₁₇ GA ₁₉ GA ₂₀ GA ₂₉ GA ₃₄ GA ₄₄ GA ₅₃	Webb and others 1998
	young ears	GA ₁ GA ₃ GA ₈ GA ₁₇ GA ₁₉ GA ₂₀ GA ₂₉ GA ₄₄ GA ₅₃ GA ₉₇ GA ₉₈	Webb and others 1998
	developing grain	GA ₁₅ GA ₁₇ GA ₁₉ GA ₂₀ GA ₂₄ GA ₄₄ GA ₅₄ GA ₅₅ GA ₆₀ GA ₆₁ GA ₆₂	Gaskin and others 1980 Kirkwood and MacMillan 1982
	mature grain	GA ₉₁ GA ₉₂ GA ₈ GA ₁₇ GA ₁₉ GA ₂₀ GA ₂₉ GA ₇₉ GA ₇₉ GA ₉₀ GA ₉₃ GA ₉₄	Penny and others 1994 Lenton and others 1994 Penny and others 1993 Findlow and others 1997
<i>Vicia faba</i>	immature seeds	GA ₁₇ GA ₁₉ GA ₂₀ GA ₂₉ GA ₄₄ GA ₅₃ GA ₉₈	Sponsel and others 1979
<i>Vigna unguiculata/sinensis</i>	shoots	GA ₁ GA ₂₀	Garcia-Martinez and others 1987b

Table 2. *Continued*

Plant	Tissue	Gibberellin	Reference
	stems	GA ₁ GA ₃ GA ₈ GA ₁₉ GA ₂₀ GA ₂₉ GA ₄₄	Dobert and others 1992b
	root nodules	GA ₁ GA ₁₉ GA ₂₀ GA ₂₉ GA ₄₄	Dobert and others 1992b
	hypocotyls	GA ₁ GA ₄ GA ₉ GA ₂₀ GA ₅₁	Okatomoto and others 1995
	leaf, petiole, epicotyl	GA ₃ GA ₂₀	Garcia-Martinez and others 1987b
<i>Vitis vinifera</i>	seedless berries	GA ₁₇ GA ₁₉	Perez and others 2000
	seeds, seeded berries	GA ₁ GA ₃ GA ₁₇ GA ₁₉	Perez and others 2000
<i>Vitis vinifera</i> x <i>V. rupestris</i>	somatic embryos	GA ₄ GA ₉	Takeno and others 1983
<i>Wisteria floribunda</i>	immature seeds	GA ₁₈ GA ₂₃	Koshimizu and others 1972
<i>Zea mays</i>	shoots	GA ₁ GA ₃ GA ₄ GA ₅ GA ₇ GA ₈ GA ₉ GA ₁₂ GA ₁₅ GA ₁₇ GA ₁₉ GA ₂₀ GA ₂₄ GA ₂₉ GA ₃₄ GA ₄₄ GA ₅₃	Fujioka and others 1988a,b
	young tassels	GA ₁ GA ₈ GA ₁₇ GA ₁₉ GA ₂₀ GA ₂₉ GA ₄₄ GA ₅₃	Heupel and others 1985
	pollen	GA ₁ GA ₉ GA ₂₀	Yamaguchi and others 1990
	silk	GA ₉₈	Mander and others 1996
	immature seeds	GA ₃	Murofushi and others 1991
	callus ex embryo	GA ₁ GA ₈ GA ₉ GA ₁₇ GA ₁₉ GA ₂₀ GA ₂₉ GA ₃₄ GA ₄₄ GA ₅₃	Murofushi and others 1991
		GA ₁ GA ₁₇ GA ₁₉ GA ₂₀ GA ₂₉ GA ₅₃	Talo and others 1995

Table 3. Occurrence of Individual Gibberellins in Fungi

Fungus	GA	Reference
<i>Gibberella fujikuroi</i>	GA ₁	Takahashi and others 1955 Stodola and others 1955,1957 Grove and others 1958
	GA ₂	Takahashi and others 1955 Grove 1961
	GA ₃	Cross 1954 Stodola and others 1955
	GA ₄	Takahashi and others 1955
	GA ₇ GA ₉	Takahashi and others 1957
	GA ₁₀	Cross and others 1962
	GA ₁₁	Hanson 1966
	GA ₁₂	Brown and others 1967
	GA ₁₃	Cross and Norton 1965
	GA ₁₄	Galt 1965
	GA ₁₅	Cross 1966
	GA ₁₆	Hanson 1967
	GA ₂₀	Galt 1968
	GA ₂₄ GA ₂₅	McInnes and others 1977
	GA ₃₆ GA ₃₇	Harrison and MacMillan 1971
	GA ₄₀	Bearder and MacMillan 1973
	GA ₄₁ GA ₄₂	Yamaguchi and others 1975
	GA ₄₇	Bearder and MacMillan 1973 MacMillan and Wels 1974
	GA ₅₄ GA ₅₅ GA ₅₆ GA ₅₇	Beeley and MacMillan 1976
	GA ₇₈	Murofushi and others 1979 Willis 1990

Table 3. *Continued*

<i>Phaeosphaeria</i> sp. L489	GA ₄ GA ₉ GA ₂₄ GA ₈₂	Sassa and others 1989, 1994 Sassa and others 1994 Seto and others 1995
<i>Sphaceloma bidentis</i>	GA ₄ GA ₉ GA ₁₃ GA ₁₄ GA ₁₅ GA ₂₄	Rademacher 1992
<i>Sphaceloma manihiticola</i>	GA ₄	Rademacher and Graebe 1979 Zeigler and others 1980
<i>Sphaceloma menthea</i>	GA ₉ GA ₁₃ GA ₁₄ GA ₁₅ GA ₂₄ GA ₂₅ GA ₃₆ GA ₃₇	Rademacher 1992
<i>Sphaceloma perseae</i>	GA ₄ GA ₉ GA ₁₃ GA ₁₄ GA ₁₅ GA ₂₄	Rademacher 1992
<i>Sphaceloma rhois</i>	GA ₄ GA ₉ GA ₁₃ GA ₁₄ GA ₁₅ GA ₂₄	Rademacher 1992

Table 4. Occurrence of Individual Gibberellins in Bacteria

Bacterium	GA	Reference
<i>Acetobacter diazotrophicus</i>	GA ₁ GA ₃	Bastian and others 1998
<i>Azospirillum lipoferum</i>	GA ₁ GA ₃	Bottini and others 1989
<i>Azospirillum brasilense</i>	GA ₁ GA ₃	Janzen and others 1992
<i>Bacillus licheniformis</i>	GA ₁ GA ₃ GA ₄ GA ₂₀	Gutierrez-Manero and others 2001
<i>Bacillus pumilus</i>	GA ₁ GA ₃ GA ₄ GA ₂₀	Gutierrez-Manero and others 2001
<i>Herbospirillum seropedicae</i>	GA ₃	Bastian and others 1998
<i>Rhizobium phaseoli</i>	GA ₁ GA ₄	Atzhorn and others 1988

MS data. This method raises the question of the minimal data required for acceptable identification. The data in primary journals upon which identification is based vary considerably. Authors and referees are therefore strongly urged to apply, and publish, one of the following sets of criteria: (1) isolation of the pure product and comparison of its chemical and physical properties with those of an authentic specimen; (2) full-scan GC-MS, comparing Kovats retention indices (KRI) and m/z (and relative intensities) of at least six significant ions with those of standards; (3) GC-selected ion monitoring (SIM) comparing retention times and m/z (and relative intensities) of at least six significant ions with those of standards.

In the present case the following criteria for the identification of the GAs have been applied:

1. Only publications in refereed journals are cited
2. Identification from normal (tall) phenotypes is given preference
3. Preliminary communications are not cited where a full paper has been published
4. GAs identified after hydrolysis of plant extracts are not included
5. Some papers, even though they are contained in refereed journals, have not been cited on the grounds that they are judged to contain insufficient data upon which to justify claimed identification.

The data in Tables 1–4 show the widespread natural occurrence of GAs (128 plants, 7 fungi, and 7 bacteria). Table 1 shows that GA₁ is the most wide-

spread (86 plants) and that its precursors in the early 13-hydroxylation pathway occur with increasing frequency from GA₅₃ (35 plants) to GA₄₄ (44 plants) to GA₁₉ (75 plants) to GA₂₀ (80 plants). A similar increasing sequence of occurrence of the members of the non-early 13-hydroxylation to GA₄ and GA₉ is evident, namely, GA₁₂ (20 plants) to GA₁₅ (24 plants) to GA₂₄ (24 plants) to GA₉ (49 plants) and GA₄ (54 plants). Gibberellin A₃, the major GA of *Gibberella fujikuroi*, has now been shown to occur in 45 plants.

Note added in proof

In Table 1, please note that the numeral 1 in the GA₁₆ structure has no meaning. Please ignore it.

REFERENCES

- Abe H, Asakawa S, Kawaide H, Koshioka M. 1991. Endogenous gibberellins in mature pollen of *Lilium longiflorum*. *Agric Biol Chem* 55:277–278.
- Albone KS, Gaskin P, MacMillan J, Sponsel VM. 1984. Identification and localization of gibberellins in maturing seeds of the cucurbit *Sechium edule*, and a comparison between this cucurbit and the legume *Phaseolus coccineus*. *Planta* 162:560–565.
- Alves LM, Ruddat M. 1979. The presence of gibberellin A₂₀ in *Stevia rebaudiana* and its significance for the biological activity of steviol. *Plant Cell Physiol* 20:123–130.
- Appleford NEJ, Lenton JR. 1991. Gibberellins and leaf expansion in near-isogenic wheat lines containing *Rht1* and *Rht3* dwarfing alleles. *Planta* 183:229–236.
- Arigayo S, Sakata K, Fujisawa S, Sakurai A, Adisewojo SS, Takahashi N. 1983. Characterisation of gibberellins in immature seeds of *Leucaena leucocephala* (Link) De Wit. *Agric Biol Chem* 47:2939–2940.

- Atzhorn R, Crozier A, Wheeler CT, Sandberg G. 1988. Production of gibberellins and indole-3-acetic acid by *Rhizobium phaseoli* in relation to nodulation of *Phaseolus vulgaris* roots. *Planta* 175:532–538.
- Bastian F, Cohen A, Piccoli P, Luna V, Baraldi R, Bottini R. 1998. Production of indole-3-acetic acid and gibberellins A₁ and A₃ by *Acetobacter diazotrophicus* and *Herbaspirillum seropedicae* in chemically defined media. *Plant Growth Reg* 24: 7–11.
- Bhaskar KV, Chu W-LA, Gaskin P, Mander LN, Murofushi N, Pearce DW, Pharis RP, Takahashi N, Yamaguchi I. 1991. Structure determination and synthesis of a new trihydroxy gibberellin from *Brassica campestris* cotyledons and a related tetrahydroxy derivative from immature seeds of *Prunus persica*. *Tetrahedron Letters* 32:6203–6206.
- Beale MH, Bearder JR, Hedden P, Graebe JE, MacMillan J. 1984. Gibberellin A₅₈ and ent-6 α , 7 α , 12 α trihydroxykaur-16-en-19-oic acid from seeds of *Cucurbita maxima*. *Phytochemistry* 23:565–567.
- Bearder JR, MacMillan J. 1973. Fungal Products. Part IX. Gibberellins A₁₆, A₃₆, A₃₇, A₄₁ and A₄₂ from *Gibberella fujikuroi*. *J Chem Soc Perkin I* 2824–2830.
- Bearder JR, Dennis FG, MacMillan J, Martin GC, Phinney BO. 1975. A new gibberellin (A₄₅) from seed of *Pyrus communis* L. *Tetrahedron Lett* 669–670.
- Beeley LJ, Gaskin P, MacMillan J. 1975. Gibberellin A₄₃ and other terpenes in endosperm of *Echinocystis macrocarpa*. *Phytochemistry* 14:779–783.
- Beeley LJ, MacMillan J. 1976. Partial syntheses of 2-hydroxy-gibberellins: characterisation of two new gibberellins, A₄₆ and A₄₇. *J Chem Soc Perkin I* 1022–1028.
- Blake PS, Browning G. 1994. Gibberellins in developing fruit of *Prunus avium*. *Phytochemistry* 35:1383–1386.
- Blake PS, Browning G, Chu AWL, Mander LN. 1993. Identification and synthesis of GA₈₇, a gibberellin from *Prunus avium*. *Phytochemistry* 32:781–784.
- Blake PS, Browning G, Benjamin LJ, Mander LN. 2000a. Gibberellins in seedlings and flowering trees of *Prunus avium* L. *Phytochemistry* 53:519–528.
- Blake PS, Taylor DR, Crisp CM, Mander LN, Owen DJ. 2000b. Identification of endogenous gibberellin in strawberry, including the novel gibberellins GA₁₂₃, GA₁₂₄ and GA₁₂₅. *Phytochemistry* 55:887–890.
- Blechsmidt S, Castel U, Gaskin P, Hedden P, Graebe JE, MacMillan J. 1984. GC/MS analysis of the plant hormones in seeds of *Cucurbita maxima*. *Phytochemistry* 23:553–558.
- Bohner J, Hedden P, Bora-Haber E, Bangerth F. 1988. Identification and quantitation of gibberellins in fruits of *Lycopersicon esculentum*, and their relationship to fruit size in *L. esculentum* and *L. pimpinellifolium*. *Physiol Plant* 73:348–353.
- Boothrer GM, Gale MD, Gaskin P, MacMillan J, Sponsel VM. 1991. Gibberellins in shoots of *Hordeum vulgare*. A comparison between cv. Triumph and two dwarf mutants which differ in their response to gibberellin. *Physiol Plant* 81:385–392.
- Bottini R, de Bottini G, Koshioka M, Pharis RP, Coombe BG. 1985. Identification of gibberellins A₁, A₅, A₂₉, and A₃₂ from immature seeds of apricot (*Prunus armeniaca* L.). *Plant Physiol* 78:417–419.
- Bottini R, Fulchieri M, Pearce D, Pharis RP. 1989. Identification of gibberellins A₁, A₃, and iso-A₃ in cultures of *Azospirillum lipoferum*. *Plant Physiol* 90:45–47.
- Bowen DH, Crozier A, MacMillan J, Reid DM. 1973. Characterization of gibberellins from light-grown *Phaseolus coccineus* seedlings by combined GC-MS. *Phytochemistry* 12:2935–2941.
- Brown JC, Cross BE, Hanson JR. 1967. New metabolites of *Gibberella fujikuroi*.-XIII. Two gibbane 1/D3-lactones. *Tetrahedron* 23:4095–4103.
- Butcher DN, Appleford NEJ, Hedden P, Lenton JR. 1988. Plant growth substances in root cultures of *Lycopersicon esculentum*. *Phytochemistry* 27:1575–1578.
- Castellaro SJ, MacMillan J, Singh AK, Willis CL. 1990. Preparation and occurrence of gibberellins A₇₅ and A₇₆ and 3-epi-A₇₂. *J Chem Soc Perkin Trans I* 145–152.
- Chang S-T, Chen W-S, Koshioka M, Mander LN, Huang K-L, Du B-S. 2001. Gibberellins in relation to flowering in *Polianthes tuberosa*. *Physiol Plant* 112:429–432.
- Christmann A, Dumas P. 1998. Detection and identification of gibberellins in needles of silver fir (*Abies alba* Mill.) by combined gas-chromatography-mass spectrometry. *Plant Growth Reg* 24:91–99.
- Coombe BG. 1971. GA₃₂: A polar gibberellin with high biological activity. *Science* 172:856–857.
- Crocker SJ, Hedden P, Lenton JR, Stoddart JL. 1990. Comparison of gibberellins in normal and slender barley seedlings. *Plant Physiol* 94:194–200.
- Cross BE. 1954. Gibberellic acid. Part I. *J Chem Soc* 4670–4676.
- Cross BE. 1966. New metabolites of *Gibberella fujikuroi*. Part XI. Gibberellin A₁₄. *J Chem Soc* 501–504.
- Cross BE, Norton K. 1965. New metabolites of *Gibberella fujikuroi*. Part VIII. Gibberellin A₁₂. *J Chem Soc* 1570–1572.
- Cross BE, Gait RHB, Hanson JR. 1962. New metabolites of *Gibberella fujikuroi*. Part I. Gibberellin A₇ and gibberellin A₉. *Tetrahedron* 18:451–459.
- Crozier A, Bowen DH, MacMillan J, Reid DM, Most BH. 1971. Characterization of gibberellins from dark-grown *Phaseolus coccineus* seedlings by gas-liquid chromatography and combined gas chromatography-mass spectrometry. *Planta* 97:142–154.
- Dathe W, Schneider G, Sembner G. 1978. Endogenous gibberellins and inhibitors in caryopses of rye. *Phytochemistry* 17:963–966.
- Dathe W, Schneider G, Jensen E, Junttila O, Sembner G. 1989. Reinvestigation of endogenous gibberellins in immature rye ears. *Biochem Biophysiol Pflanzen* 184:249–258.
- Dathe W, Oliva H, Miersch O, Schmidt J, Yamaguchi I, Murofushi N. 1991. Endogenous gibberellins of young developing and abscising fruits of *Carica papaya* L. *Agric Biol Chem* 55:2491–2495.
- Davenport TL, Pearce DW, Rood SB. 2001. Correlation of endogenous gibberellins with initiation of mango shoot growth. *J Plant Growth Reg* 20:308–315.
- Davies PJ, Emshwiller E, Gianfagna TJ, Proebsting WM, Noma M, Pharis RP. 1982. The endogenous gibberellins of vegetative and reproductive tissue of G2 peas. *Planta* 154:266–272.
- Davies JK, Jensen E, Junttila O, Rivier L, Crozier A. 1985. Identification of endogenous gibberellins from *Salix pentandra*. *Plant Physiol* 78:473–476.
- Derckx MPM, Vermeer E, Karssen CM. 1994. Gibberellins in seeds of *Arabidopsis thaliana*: biological activities, identification and effects of light and chilling on endogenous levels. *Plant Growth Reg* 15:223–234.
- Devi KU, Rao MK, Crocker SJ, Hedden P, Rao SA. 1994. Coleoptile length, gibberellin sensitivity and concentrations in five non-allelic dwarf mutants of pearl millet - *Pennisetum glaucum* (L.) R. Br. *Plant Growth Reg* 15:215–221.
- Doberst RC, Rood SB, Blevins DG. 1992a. Gibberellins and the legume-Rhizobium symbiosis. 1. Endogenous gibberellins of Lima bean (*Phaseolus lunatus* L.) stems and nodules. *Plant Physiol* 98:221–224.

- Dobert RC, Rood SB, Blevins DG. 1992b. Rhizobial-induced increase in internode length and identification of endogenous GAs of cowpea (*Vigna unguiculata* L. Walp) stems and nodules. *J Plant Growth Reg* 11:155–164.
- Dolan SC, MacMillan J. 1985. Partial synthesis of the 15 β -hydroxygibberellins A₆₇ and A₆₈ and of 15 β -hydroxygibberellins A₁ and A₃. *J Chem Soc Perkin I* 2741–2746.
- Dolan SC, Holdup DW, Hutchison M, MacMillan J. 1985. Partial syntheses of gibberellins A₄₅ and A₆₃. *J Chem Soc Perkin I* 651–654.
- Doumas P, Imbault N, Moritz T, Oden PC. 1992. Detection and identification of gibberellins in Douglas fir (*Pseudotsuga menziesii*) shoots. *Physiol Plant* 85:489–494.
- Durley RC, MacMillan J, Pryce RJ. 1971. Investigation of gibberellins and other growth substances in the seed of *Phaseolus multiflorus* and of *Phaseolus vulgaris* by gas chromatography and by gas chromatography-mass spectrometry. *Phytochemistry* 10:1891–1908.
- Eckert H, Schilling G, Podlesak W, Franke P. 1978. Extraction and identification of gibberellins (GA₁ and GA₃) from *Triticum aestivum* L. and *Secale cereale* L. and changes in contents during ontogenesis. *Biochem Physiol Pflanzen* 172:475–486.
- Edelstein M, Ben Tal Y, Wodner M, Kigel J. 1995. Role of endogenous gibberellins in germination of melon (*Cucumis melo*) seeds. *Physiol Plant* 95:113–119.
- Eeuwens CJ, Gaskin P, MacMillan J. 1973. Gibberellin A₂₀ in seed of *Pisum sativum* L., cv. Alaska. *Planta* 115:73–76.
- Findlow S, Gaskin P, Harrison PA, Lenton JR, Penny M, Willis CL. 1997. Syntheses of gibberellins A₉₃ and A₉₄, natural products detected in wheat grain. *J Chem Soc Perkin Trans I* 751–757.
- Fos M, Nuez F, Garcia-Martinez JL. 2000. The *gene pat-2*, which induces parthenocarpy, alters the gibberellin content in unpollinated tomato ovaries. *Plant Physiol* 122:471–479.
- Frydman VM, MacMillan J. 1973. Identification of gibberellins A₂₀ and A₂₉ in seed of *Pisum sativum* cv. Progress No. 9 by combined gas chromatography-mass spectrometry. *Planta* 115:11–15.
- Frydman VM, Gaskin P, MacMillan J. 1974. Qualitative and quantitative analyses of gibberellins throughout seed maturation in *Pisum sativum* cv. Progress No. 9. *Planta* 118:123–132.
- Fujioka S, Yamane H, Spray CR, Gaskin P, MacMillan J, Phinney BO, Takahashi N. 1988a. Qualitative and quantitative analysis of gibberellins in vegetative shoots of normal, *dwarf-1*, *dwarf-2*, *dwarf-3*, and *dwarf-5* seedlings of *Zea mays* L. *Plant Physiol* 88:1367–1372.
- Fujioka S, Yamane H, Spray CR, Katsumi M, Phinney BO, Gaskin P, MacMillan J, Takahashi N. 1988b. The dominant non-gibberellin-responding dwarf mutant (*D8*) of maize accumulates native gibberellins. *Proc Natl Acad Sci USA* 85:9031–9035.
- Fujisawa S, Yamaguchi I, Park K-H, Kobayashi M, Takahashi N. 1985. Qualitative and semi-quantitative analyses of gibberellins in immature seeds of *Pharbitis purpurea*. *Agric Biol Chem* 49:27–33.
- Fukui H, Koshimizu K, Mitsui T. 1971. Gibberellin A₂₈ in the fruits of *Lupinus luteus*. *Phytochemistry* 10:671–673.
- Fukui H, Ishii H, Koshimizu K, Katsumi M, Ogawa Y, Mitsui T. 1972. The structure of gibberellin A₂₃ and the biological properties of 3,13-dihydroxy C₂₀-gibberellins. *Agric Biol Chem* 36:1003–1012.
- Fukui H, Nemori R, Koshimizu K, Yamazaki Y. 1977. Structures of gibberellins A₃₉, A₄₈, A₄₉ and a new kaurenolide in *Cucurbita pepo* L. *Agric Biol Chem* 41:181–187.
- Fukui H, Koshimizu K, Nemori R. 1978. Two new gibberellins A₅₀ and A₅₂ in seeds of *Lagenaria leucantha*. *Agric Biol Chem* 42:1571–1576.
- Furber M, Mander LN. 1988. Synthesis and confirmation of structure of the antheridium-inducing factor from the fern *Anemia mexicana*. *J Am Chem Soc* 110:4084–4085.
- Furber M, Mander LN, Nester JE, Takahashi N, Yamane H. 1989. Structure of an antheridiogen from the fern *Anemia mexicana*. *Phytochemistry* 28:63–66.
- Galt RHB. 1965. New metabolites of *Gibberella fujikuroi*. Part IX. Gibberellin A₁₃. *J Chem Soc* 3143–3151.
- Galt RHB. 1968. New metabolites of *Gibberella fujikuroi*. Part XIV. Gibberellin A₁₆ methyl ester. *Tetrahedron* 24:1337–1339.
- Ganguly SN, Sircar SM. 1974. Gibberellins from mangrove plants. *Phytochemistry* 13:1911–1913.
- Garcia-Martinez JL, Sponsel VM, Gaskin P. 1987a. Gibberellins in developing fruits of *Pisum sativum* cv. Alaska: Studies on their role in pod growth and seed development. *Planta* 170:130–137.
- Garcia-Martinez JL, Keith B, Bonner BA, Stafford AE, Rappaport L. 1987b. Phytochrome regulation of the response to exogenous gibberellins by epicotyls of *Vigna sinensis*. *Plant Physiol* 85:212–216.
- Garcia-Martinez JL, Santes C, Croker SJ, Hedden P. 1991. Identification, quantitation and distribution of gibberellins in fruits of *Pisum sativum* L. cv. Alaska during pod development. *Planta* 184:53–60.
- Gaskin P, MacMillan J, Zeevaart JAD. 1973. Identification of gibberellin A₂₀, abscisic acid and phaseic acid from flowering *Bryophyllum daigremontianum* by combined gas chromatography-mass spectrometry. *Planta* 111:347–352.
- Gaskin P, Kirkwood PS, Lenton JR, MacMillan J, Radley ME. 1980. Identification of gibberellins in developing wheat grain. *Agric Biol Chem* 44:1589–1593.
- Gaskin P, Gilmour SJ, Lenton JR, MacMillan J, Sponsel VM. 1984. Endogenous gibberellins and kaurenoids identified from developing and germinating barley grain. *J Plant Growth Reg* 2:229–242.
- Gaskin P, Gilmour SJ, MacMillan J, Sponsel VM. 1985. Gibberellins in immature seeds and dark-grown shoots of *Pisum sativum*. *Planta* 163:283–289.
- Gaskin P, Hoad GV, MacMillan J, Makinson IK, Readman JE. 1992. Gibberellins A₈₂ and A₈₃ in seed of *Lupinus albus*. *Phytochemistry* 31:1869–1877.
- Gocal GFW, Poole AT, Gubler F, Watts RJ, Biundell C, King RW. 1999. Long-day up-regulation of a *GAMYB* gene during *Lolium temulentum* inflorescence formation. *Plant Physiol* 119:1271–1278.
- Goto A, Yamane H, Takahashi N, Hirose K. 1989. Identification of nine gibberellins from young fruit of Satsuma mandarin (*Citrus unshui* Marcl. *Agric Biol Chem* 53:2817–2818.
- Graebe JE, Hedden P, Gaskin P, MacMillan J. 1974. The biosynthesis of a C₁₉-gibberellin from mevalonic acid in a cell-free system from a higher plant. *Planta* 120:307–309.
- Grove JF. 1961. Gibberellin A₂. *J Chem Soc* 3545–3547.
- Grove JF, Jeffs PW, Mulholland TPC. 1958. Gibberellic acid. Part V. The relationship between gibberellin A₁ and gibberellic acid. *J Chem Soc* 1236–1240.
- Grunzweig JM, Rabinowitch HD, Katan J, Wodner M, Ben-Tal Y. 1997. Endogenous gibberellins in foliage of tomato (*Lycopersicon esculentum*). *Phytochemistry* 46:811–815.
- Gutierrez-Manero FJ, Ramos-Solano B, Probanza A, Mehouchi J, Tadeo FR, Talon M. 2001. The plant-growth-promoting rhizobacteria *Bacillus pumilus* and *Bacillus licheniformis* produce

- high amounts of physiologically active gibberellins. *Physiol Plant* 111:206–211.
- Hanson JR. 1966. New metabolites of *Gibberella fujikuroi*. -X. Gibberellin A₁₀. *Tetrahedron* 22:701–703.
- Hanson JR. 1967. New metabolites of *Gibberella fujikuroi*. Part XII. Gibberellin A₁₅. *Tetrahedron* 23:733–735.
- Harada H, Nitsch JP. 1967. Isolation of gibberellins A₁, A₃, A₉, and a fourth growth substance from *Althea rosea*. Cav. *Phytochemistry* 6:1695–1703.
- Harrison DM, MacMillan J. 1971. Fungal Products. Part I. Two new gibberellins, A₂₄ and A₂₅ from *Gibberella fujikuroi*; their isolation, structure, and correlation with gibberellins A₁₃ and A₁₅. *J Chem Soc C* 631–636.
- Hasan O, Ridoutt BG, Ross JJ, Davies NW, Reid JB. 1994. Identification and quantification of endogenous gibberellins in apical buds and cambial region of *Eucalyptus*. *Physiol Plant* 90:475–480.
- Hedden P, Croker SJ, Rademacher SW, Jung J. 1989. Effects of the triazole plant growth retardant BAS 111. W on gibberellin levels in oilseed rape, *Brassica napus*. *Physiol Plant* 75:445–451.
- Hedden P, Hoad GV, Gaskin P, Lewis MJ, Green JR, Furber M, Mander LN. 1993. Kaurenoids and gibberellins, including the newly characterised gibberellin A₈₈ in developing apple seeds. *Phytochemistry* 32:231–237.
- Hemphill DD, Baker LR, Sell HM. 1972. Isolation and identification of the gibberellins of *Cucumis sativus* and *Cucumis melo*. *Planta* 103:241–248.
- Heupel RC, Phinney BO, Spray CR, Gaskin P, MacMillan J, Hedden P, Graebe JE. 1985. Native gibberellins and the metabolism of [¹⁴C]gibberellin A₅₃ and of [17-¹³C, 17-³H₂]gibberellin A₂₀ in tassels of *Zea mays*. *Phytochemistry* 24:47–53.
- Hiraga K, Yokota T, Murofushi N, Takahashi N. 1974a. Isolation and characterisation of gibberellins in mature seeds of *Phaseolus vulgaris*. *Agric Biol Chem* 38:2511–2520.
- Hiraga K, Kawabe S, Yokota T, Murofushi N, Takahashi N. 1974b. Isolation and characterisation of plant growth substances in immature seeds and etiolated seedlings of *Phaseolus vulgaris*. *Agric Biol Chem* 38:2521–2527.
- Hisamatsu T, Koshioka M, Kubota S, Nishijima T, Yamane H, King RW, Mander LN. 1998a. Isolation and identification of GA₁₁₂ (12β-hydroxy-GA₁₂) in *Matthiola incana*. *Phytochemistry* 47:3–6.
- Hisamatsu T, Koshioka M, Nishijima T, Mander LN. 1998b. Identification of endogenous gibberellins and their role in resettled seedlings of *Eustoma grandiflorum*. *J Jap Soc Hort Sci* 67:866–871.
- Hutchison M, Gaskin P, MacMillan J, Phinney BO. 1988. Gibberellins in seeds of *Helianthus annuus*. *Phytochemistry* 27:2695–2701.
- Ingram TJ, Reid JB, Potts WC, Murfet JC. 1983. Internode length in *Pisum*. IV. The effect of the *Le* gene on gibberellin metabolism. *Physiol Plant* 59:607–616.
- Janzen RA, Rood SB, Dormaar JF, McGill WB. 1992. *Azospirillum brasilense* produces gibberellin in pure culture on chemically defined medium and in co-culture on straw. *Soil Biol Biochem* 24:1061–1064.
- Jensen E, Junttila O. 1987. Endogenous gibberellins in young seedlings of wheat (*Triticum aestivum*) cultivars. *Physiol Plant* 71:277–280.
- Jensen E, Eilertsen S, Ernsten A, Juntilla (sic) O, Moe R. 1996. Thermoperiodic control of stem elongation and endogenous gibberellins in *Campanula isophylla*. *J Plant Growth Reg* 15:167–171.
- Jones MG, Zeevaart JAD. 1980. The effect of photoperiod on the levels of seven endogenous gibberellins in the long-day plant *Agrostemma githago* L. *Planta* 149:274–279.
- Jones MG, Horgan R, Hall MA. 1988. Endogenous gibberellins in the potato, *Solanum tuberosum*. *Phytochemistry* 27:7–10.
- Kamienska A, Durley RC, Pharis RP. 1976. Isolation of gibberellins A₃, A₄ and A₇ from *Pinus attenuata* pollen. *Phytochemistry* 15:421–424.
- Kappers IF, Jordi W, Maas FM, van der Plas LHW. 1997. Gibberellins in leaves of *Alstroemeria hybrida*. Identification and quantification in relation to leaf age. *J Plant Growth Reg* 16:219–225.
- Kaufman PB, Ghosheh NS, Nakosteen L, Pharis RP, Durley RC, Mor FW. 1976. Analysis of native gibberellins in the internode, nodes, leaves, and inflorescences of developing *Avena* plants. *Plant Physiol* 58:131–134.
- Kawarada A, Sumiki Y. 1959. The occurrence of gibberellin A₁ in water sprouts of *Citrus*. *Bull Agric Chem Soc Jpn* 23:343–344.
- Kirkwood PS, MacMillan J. 1982. Gibberellins A₆₀, A₆₁, and A₆₂: partial syntheses and natural occurrence. *J Chem Soc Perkin Trans I* 689–697.
- Kobayashi M, Yamaguchi I, Murofushi N, Ota Y, Takahashi N. 1984. Endogenous gibberellins in immature seeds and flowering ears of rice. *Agric Biol Chem* 48:2725–2729.
- Kobayashi M, Yamaguchi I, Murofushi N, Ota Y, Takahashi N. 1988. Fluctuation and localisation of endogenous gibberellins in rice. *Agric Biol Chem* 52:1189–1194.
- Kobayashi M, Yoshizawa K, Sakurai A, Nakamura T. 1996. Analysis of endogenous gibberellins and abscisic acid in vegetative shoots of normal and weeping Japanese cherry (*Prunus spachiana*). *Biosci Biotech Biochem* 60:159–160.
- Koshimizu K, Fukui H, Kusaki T, Ogawa Y, Mitzui T. 1968. Isolation and structure of gibberellin A₁₈ from immature seeds of *Lupinus luteus*. *Agric Biol Chem* 32:1135–1140.
- Koshimizu K, Ishii H, Fukui H, Mitzui T. 1972. Gibberellin A₁₈ and A₂₃ from immature seeds of *Wisteria floribunda*. *Phytochemistry* 11:2355.
- Koshioka M, Pharis RP, Moore PH. 1984. Identification of gibberellin A₄ and A₃₆ in sugarcane apices by gas chromatography-selected ion monitoring. *Agric Biol Chem* 48:2395–2396.
- Koshioka M, Taylor JS, Edwards GR, Looney NE, Pharis RP. 1985. Identification of gibberellins A₁₉ and A₂₀ in vegetative tissue of apple. *Agric Biol Chem* 49:1223–1226.
- Koshioka M, Kanazawa J, Murakami Y. 1986. Identification of gibberellins A₁, A₉, A₁₇ and A₂₀ in immature seeds of *Pithecellobium microcarpum* BENTH. *Agric Biol Chem* 50:1899–1901.
- Koshioka M, Pearce D, Pharis RP, Murakami Y. 1988. Identification of endogenous gibberellins in immature seeds of loquat (*Eriobotrya japonica* Lindl. *Agric Biol Chem* 52:1353–1360.
- Koshioka M, Yamaguchi S, Nishijima T, Yamazaki H, Ferraren DO, Mander LN. 1993. Endogenous gibberellins in the developing liquid endosperm of tea. *Biosci Biotech Biochem* 57:1586–1588.
- Koshioka M, Nishijima T, Yamazaki H, Liu Y, Nonaka M, Mander LN. 1994. Analysis of gibberellins in growing fruit of *Lycopersicon esculentum* after pollination or treatment with 4-chlorophenoxyacetic acid. *J Hort Sci* 69:171–179.
- Koshioka M, Nishijima T, Yamazaki H. 1996. Endogenous gibberellins in the immature seeds of okra (*Abelmoschus esculentus*). *J Plant Physiol* 149:129–132.
- Koshioka M, Miyamoto K, Horio T, Namura S, Hisamatsu T, Kubota S, Ernsten A, Junttila O, Mander LN. 1998. Identifi-

- cation of endogenous gibberellins in stems and leaves in vegetative growth stage of *Gentiana triflora*. *J Plant Physiol* 153: 230–232.
- Koshioka M, Roh M, Nakayama M, Hisamatsu T, Mander LN. 1999. Identification of endogenous gibberellins in inflorescences of *Ornithogalum thyroides*. *J Japan Soc Hort Sci* 68:1158–1160.
- Kuhnle JA, Moore PH, Haddon WF, Fitch MM. 1983. Identification of gibberellins from sugarcane plants. *J Plant Growth Reg* 2:59–71.
- Kuroguchi S, Murofushi N, Ota Y, Takahashi N. 1979. Identification of gibberellins in the rice plant and quantitative changes of gibberellin A₁₉ throughout its life cycle. *Planta* 146:185–191.
- Lange T, Hedden P, Graebe JE. 1993a. Biosynthesis of 12 α - and 13-hydroxylated gibberellins in a cell-free system from *Cucurbita maxima* endosperm and the identification of new endogenous gibberellins. *Planta* 189:340–349.
- Lange T, Hedden P, Graebe JE. 1993b. Gibberellin biosynthesis in cell-free extracts from developing *Cucurbita maxima* embryos and the identification of new endogenous gibberellins. *Planta* 189:350–358.
- Lenton JR, Appleford NEJ, Croker SJ. 1994. Gibberellins and α -amylase gene expression in germinating wheat grains. *Plant Growth Reg* 15:261–270.
- Lin J-T, Stafford AE, Steffens GL. 1991. Identification of endogenous gibberellins in immature apple seeds. *Agric Biol Chem* 55:2183–2185.
- McInnes AG, Smith DG, Durley RC, Pharis RP, Arsenault GP, MacMillan J, Gaskin P, Vining LC. 1977. Biosynthesis of gibberellins in *Gibberella fujikuroi*. Gibberellin A₄₇. *Can J Biochem* 55:728–735.
- MacMillan J, Gaskin P. 1996. Gibberellins in endosperm and embryos of *Marah macrocarpus*. *Phytochemistry* 42:1263–1266.
- MacMillan J, Suter PJ. 1958. The occurrence of gibberellin A₁ in higher plants: Isolation from the seed of runner bean (*Phaseolus multiflorus*). *Naturwissenschaften* 45:46.
- MacMillan J, Takahashi N. 1968. Proposed procedure for the allocation of trivial names to the gibberellins. *Nature* 217:170–171.
- MacMillan J, Seaton JC, Suter PJ. 1960. Plant hormones-I. Isolation of gibberellin A₁ and gibberellin A₅ from *Phaseolus multiflorus*. *Tetrahedron* 11:60–66.
- MacMillan J, Seaton JC, Suter PJ. 1962. Plant hormones-II. Isolation and structure of gibberellin A₆ and gibberellin A₈. *Tetrahedron* 18:349–355.
- MacMillan J, Wels CM. 1974. Fungal Products. Part X. Detailed analysis of the metabolites from mevalonic acid in *Gibberella fujikuroi*. *Phytochemistry* 13:1394–1417.
- Mander LN, Owen DJ, Croker SJ, Gaskin P, Hedden P, Lewis MJ, Talon M, Gage DA, Zeevaart JAD, Brenner ML, Sheng C. 1996. Identification of three C₂₀-gibberellins: GA₉₇ (2 β -hydroxy-GA₅₃), GA₉₈ (2 β -hydroxy-GA₄₄) and GA₉₉ (2 β -hydroxy-GA₁₉). *Phytochemistry* 43:23–28.
- Martin GC, Dennis FG, Gaskin P, MacMillan J. 1977. Identification of gibberellins A₁₇, A₂₅, A₄₅ abscisic acid, phaseic acid, and dihydrophaseic acid in seeds of *Pyrus communis*. *Phytochemistry* 16:605–607.
- Matsuo T, Ito S, Murofushi N, Takahashi N, Kobayashi M, Chishiki T. 1984. Identification of gibberellins in the seeds of sweet potato (*Ipomea batatas* Lam.) and several other Convolvulaceae plants. *Agric Biol Chem* 48:2935–2941.
- Metzger JD, Mardaus MC. 1986. Identification of endogenous gibberellins in the winter annual weed *Thlaspi arvense* L. *Plant Physiol* 80:396–402.
- Metzger JD, Zeevaart JAD. 1980a. Identification of six endogenous gibberellins in spinach shoots. *Plant Physiol* 65:623–626.
- Metzger JD, Zeevaart JAD. 1980b. Comparison of the levels of six endogenous gibberellins in roots and shoots of spinach in relation to photoperiod. *Plant Physiol* 66:679–683.
- Moritz T. 1995. Biological activity, identification and quantification of gibberellins in seedlings of Norway spruce (*Picea abies*) grown under different photoperiods. *Physiol Plant* 95:67–72.
- Moritz T, Monteiro AM. 1994. Analysis of endogenous gibberellins and gibberellin metabolites from *Dalbergia dolichopetala* by gas chromatography-mass spectrometry and high performance liquid chromatography-mass spectrometry. *Planta* 193:1–8.
- Moritz T, Philipson JJ, Oden PC. 1989. Detection and identification of gibberellins in Sitka spruce (*Picea sitchensis*) of different ages and coning ability by bioassay, radioimmunoassay and gas chromatography - mass spectrometry. *Physiol Plant* 75:325–332.
- Morvan-Bertrand A, Erntsen A, Lindgard B, Koshioka M, Saos JL, Boucaud J, Prud'homme M-P, Junttila O. 2001. Endogenous gibberellins in *Lolium perenne* and influence of defoliation on their contents in elongating leaf bases and in leaf sheaths. *Physiol Plant* 111:225–231.
- Motosugi H, Nishijima T, Hiehata N, Koshioka M, Sugiura A. 1996. Endogenous gibberellins in the xylem exudate from apple trees. *Biosci Biotech Biochem* 60:1500–1502.
- Murofushi N, Iriuchijima S, Takahashi N, Tamura S, Kato J, Wada Y, Watanabe E, Aoyama T. 1966. Isolation and structure of a novel C₂₀ gibberellin in bamboo shoots. *Agric Biol Chem* 30:917–924.
- Murofushi N, Takahashi N, Yokota T, Tamura S. 1968. Gibberellins in immature seeds of *Pharbitis nil*. Part I. Isolation of a novel gibberellin, gibberellin A₂₀. *Agric Biol Chem* 32:1239–1245.
- Murofushi N, Takahashi N, Yokota T, Kato J, Shiotani Y, Tamura S. 1969a. Gibberellins in immature seeds of *Canavalia*. Part I. Isolation and biological activity of gibberellins A₂₁ and A₂₂. *Agric Biol Chem* 33:592–597.
- Murofushi N, Takahashi N, Yokota T, Tamura S. 1969b. Gibberellins in immature seeds of *Canavalia*. Part II. Structures of gibberellins A₂₁ and A₂₂. *Agric Biol Chem* 33:598–609.
- Murofushi N, Yokota T, Watanabe A, Takahashi N. 1973. Isolation and characterisation of gibberellins in *Calonyction aculeatum* and structures of gibberellins A₃₀, A₃₁, A₃₃ and A₃₄. *Agric Biol Chem* 37:1101–1113.
- Murofushi N, Sugimoto M, Itoh K, Takahashi N. 1979. Three novel gibberellins produced by *Gibberella fujikuroi*. *Agric Biol Chem* 43:2179–2185.
- Murofushi N, Sugimoto M, Itoh K, Takahashi N. 1980. A novel gibberellin, GA₅₇, produced by *Gibberella fujikuroi*. *Agric Biol Chem* 44:1583–1587.
- Murofushi N, Nakayama N, Takahashi N, Gaskin P, MacMillan J. 1988. 12-Hydroxylation of gibberellins A₁₂ and A₁₄ by prothallia of *Lygodium japonicum* and identification of a new gibberellin, A₇₄. *Agric Biol Chem* 52:1825–1828.
- Murofushi N, Honda I, Hirasawa R, Yamaguchi I, Takahashi N, Phinney BO. 1991. Gibberellins from the seed, tassel, cob and silk of maize. *Agric Biol Chem* 55:435–439.
- Nakayama M, Yamane H, Yokota T, Yamaguchi I, Murofushi N, Takahashi N, Nishijima T, Katsura N, Nonaka M, Gaskin P, MacMillan J, Mander LN, Chu A. 1990. Endogenous gibberellins in mature seeds of *Raphanus sativus* L. cv. Taibyo-sobutori. *Agric Biol Chem* 54:837–840.
- Nakayama M, Yamane H, Nojiri H, Yokota T, Yamaguchi I, Murofushi N, Takahashi N, Nishijima T, Koshioka M, Katsura N, Nonaka M. 1995. Qualitative and quantitative analysis of endogenous gibberellins in *Raphanus sativus* L. during cold

- treatment and the subsequent growth. *Biosci Biotech Biochem* 59:1121–1125.
- Nakayama M, Yokota T, Sohma R, Mander LN, Twitchin B, Komatsu H, Matsui H, Bukovac MJ. 1996. Gibberellins in immature seed of *Prunus cerasus*: structure determination and synthesis of gibberellin, GA₉₅ (1,2-dehydro-GA₂₀). *Phytochemistry* 42:913–920.
- Nakayama M, Nishijima T, Koshioka M, Yamane H, Owen DJ, Mander LN. 1998. Identification of GA₁₁₃, GA₁₁₄, GA₁₁₅ and GA₁₁₆ and further novel gibberellins in *Raphanus sativus*. *Phytochemistry* 48:587–593.
- Nakayama M, Koshioka M, Matsui H, Ohara H, Mander LN, Leitch SK, Twitchin B, Kraft-Klaunzer P, Pharis RP, Yokota T. 2001. Endogenous gibberellins in immature seeds of *Prunus persica* L.: identification of GA₁₁₈, GA₁₁₉, GA₁₂₀, GA₁₂₁, GA₁₂₂ and GA₁₂₆. *Phytochemistry* 57:749–758.
- Nester-Hudson JE, Creacy LJ, Palmer JL. 1998. Gibberellins A₄₅ and A₆₁ from gametophyte culture extracts of *Anemia mexicana*. *Phytochemistry* 47:1449–1451.
- Nishijima T, Murakami F, Koshioka M, Yamazaki H. 1993. Endogenous gibberellins in *Aralia cordata*. *Biosci Biotech Biochem* 57:1953–1954.
- Nishijima T, Nonaka M, Koshioka M, Ikeda H, Douzono M, Yamazaki H, Mander LN. 1997. Role of gibberellins in the thermoperiodic regulation of stem elongation in *Dendranthema grandiflorum* Tzvelev. *Biosci Biotech Biochem* 61:1362–1366.
- Nojiri H, Toyomasu T, Yamane H, Shibaoka H, Murofushi N. 1993. Qualitative and quantitative analysis of gibberellins in onion plants and their effects on bulb development. *Biosci Biotech Biochem* 57:2031–2035.
- Noma M, Huber J, Pharis RP. 1979. Occurrence of ¹¹⁰gibberellin A₁ counterpart, GA₁, GA₄ and GA₇ in somatic cell embryo cultures of carrot and anise. *Agric Biol Chem* 43:1793–1794.
- Oden PC, Heide OM. 1988. Detection and identification of gibberellins in extracts of *Begonia* leaves by bioassay, radioimmunoassay and gas chromatography-mass spectrometry. *Physiol Plant* 73:445–450.
- Oden PC, Schwenen L, Graebe JE. 1987. Identification of gibberellins in Norway spruce (*Picea abies* [L.] Karst.) by combined gas chromatography-mass spectrometry. *Plant Physiol* 84:516–519.
- Okamoto A, Katsumi M, Nojiri H, Murofushi N, Okamoto H. 1995. The relationship between levels of endogenous gibberellins and the response of *Vigna* hypocotyls to exogenous indole-3-acetic acid. *Plant Cell Physiol* 36:165–171.
- Olsen JE, Moritz T, Jensen E, Junttila O. 1994. Comparison of endogenous gibberellins in roots and shoots of elongating *Salix pentandra* seedlings. *Physiol Plant* 90:378–381.
- Owen DJ, Mander LN, Gaskin P, MacMillan J. 1996. Synthesis and confirmation of structures of three new 13,15 β -hydroxy C-20 gibberellins, GA₁₀₀, GA₁₀₁ and GA₁₀₂, isolated from the seeds of *Helianthus annuus* L. *Phytochemistry* 42:921–925.
- Owen DJ, Mander LN, Storey JMD, Huntley RP, Gaskin P, Lenton JR, Gage JDA, Zeevaart JAD. 1998. Synthesis and confirmation of structure for a new gibberellin, 2 β -hydroxy-GA₁₂(GA₁₁₀) from spinach and oil palm. *Phytochemistry* 47:331–337.
- Oyama N, Yamauchi T, Yamane H, Murofushi N, Agatsuma M, Pour M, Mander LN. 1996a. Identification of gibberellins and 9,15-cyclogibberellins in developing apple seeds. *Biosci Biotech Biochem* 60:305–308.
- Oyama N, Yamauchi T, Yamane H, Yamaguchi I, Schraudolf H, Mander LN, Murofushi N. 1996b. Gibberellins and antheridi-
ogones in prothallia and sporophytes of *Anemia phyllitidis*. *Biosci Biotech Biochem* 60:301–304.
- Oyama N, Niki T, Okano K, Anan T, Koshioka M. 1999. Identification of endogenous gibberellins in the leaves and xylem sap of tea plants. *Biosci Biotech Biochem* 63:192–1994.
- Penny M, Willis CL, Gaskin P, Lenton JR. 1993. Preparation of gibberellins A₇₉ and A₉₀ and their occurrence in mature wheat grain. *Phytochemistry* 33:951–956.
- Penny M, Willis CL, Gaskin P, Lenton JR. 1994. Preparation of gibberellins A₉₁ and A₉₂ and their occurrence in developing wheat grain. *Phytochemistry* 37:1063–1067.
- Perez FJ, Viani C, Retamales J. 2000. Bioactive gibberellins in seeded and seedless grapes: Identification and changes in content during berry development. *Am J Enol Viticulture* 51:315–318.
- Picciarelli P, Alpi A. 1985. Identification of gibberellins in cotyledonary embryos of *Phaseolus coccineus* L. *Plant Cell Physiol* 26:1233–1239.
- Picciarelli P, Alpi A. 1986. Gibberellins in suspensors of *Phaseolus coccineus* L seeds. *Plant Physiol* 82:298–300.
- Poling SM. 1991. Identification of endogenous gibberellins in immature navel orange fruit. *J Agric Food Chem* 39:677–680.
- Poling SM, Maier VP. 1988. Identification of endogenous gibberellins in navel orange shoots. *Plant Physiol* 88:639–642.
- Poole AT, Ross JJ, Lawrence NL, Reid JB. 1995. Identification of gibberellin A₄ in *Pisum sativum* L. and the effects of applied gibberellins A₉, A₄, A₅ and A₃ on the *le* mutant. *Plant Growth Reg* 16:257–262.
- Potter TI, Zanewich KP, Rood SB. 1993. Gibberellin physiology of safflower: endogenous gibberellins and response to gibberellic acid. *Plant Growth Reg* 12:133–140.
- Rademacher W, Graebe JE. 1979. Gibberellin A₄ produced by *Sphaceloma manihoticola*, the cause of the superelongation disease of cassava (*Manihot esculenta*). *Biochem Biophys Res Commun* 91:35–40.
- Rademacher W. 1992. Occurrence of gibberellins in different species of the fungal genera *Sphaceloma* and *Elsinoe*. *Phytochemistry* 31:4155–4157.
- Reed W, Martin GC. 1976. Identification of gibberellin A₂₉ and evidence for abscisic acid in extracts from fruits of immature French prune (*Prunus domestica* L.). *J Am Soc Hort Sci* 101:527–531.
- Ridoutt BG, Pharis RP, Sands R. 1995. Identification and quantification of cambial region hormones of *Eucalyptus globulus*. *Plant Cell Physiol* 36:1143–1147.
- Rijinders JGHM, Yang Y-Y, Kamiya Y, Takahashi N, Barense GWM, Blom CWPM, Voeseke LACJ. 1997. Ethylene enhances gibberellin levels and petiole sensitivity in flooding-tolerant *Rumex palustris* but not in flooding-intolerant *R. acetosa*. *Planta* 203:20–25.
- Rodrigo MJ, Garcia-Martinez JL, Santes CM, Gaskin P, Hedden P. 1997. The role of gibberellins A₁ and A₃ in fruit growth of *Pisum sativum* L. and the identification of gibberellins A₄ and A₇ in young seeds. *Planta* 201:446–455.
- Rood SB, Pearce D, Pharis RP. 1987. Identification of endogenous gibberellins from oilseed rape. *Plant Physiol* 85:605–607.
- Ross JJ, Reid JB, Davis NW, Murfet IC. 1990. Internode length in *Lathyrus odoratus*. The involvement of gibberellins. *Physiol Plant* 79:448–452.
- Ross JJ, Willis CL, Gaskin P, Reid JB. 1992. Shoot elongation in *Lathyrus odoratus* L. Gibberellin levels in light- and dark-grown tall and dwarf seedlings. *Planta* 187:10–13.

- Santes CM, Hedden P, Gaskin P, Garcia-Martinez JL. 1995. Gibberellins and related compounds in young fruits of pea and their relationship to fruit-set. *Phytochemistry* 40:1347–1355.
- Sassa T, Suzuki K, Hakuri E. 1989. Isolation and identification of gibberellins A₄ and A₉ from a fungus *Phaeosphaeria* sp. *Agric Biol Chem* 53:303–304.
- Sassa T, Kawaide H, Takarada T. 1994. Identification of gibberellins A₄, A₉, and A₂₄ from *Phaeosphaeria* sp. L487 cultured in a chemically defined medium. *Biosci Biotech Biochem* 58:438–439.
- Seto H, Sassa T, Kawaide H, Shigihara T, Uzawa J, Yoshida S. 1995. Isolation and stereocontrolled synthesis of a 17-hydroxy-16-beta, 17-dihydrogibberellin, GA₈₂. *Tetrahedron Lett* 36:5917–5920.
- Sheng C, Bhaskar KV, Chu W-LA, Mander LN, Pearce DW, Pharis RP, Young S. 1992a. Identification of a novel gibberellin (GA₈₅) in very young seedlings of *Brassica campestris* cv. Tobin. *Biosci Biotech Biochem* 56:564–566.
- Sheng C, Bhaskar KV, Mander LN, Pearce DW, Pharis RP, Young S. 1992b. Identification of gibberellin A₈₉ from *Brassica campestris*. *Phytochemistry* 31:4055–4057.
- Sponsel VM. 1983. The localisation, metabolism and biological activity of gibberellins in maturing and germinating seeds of *Pisum sativum* cv. Progress No. 9. *Planta* 159:454–468.
- Sponsel VM (nee Frydman), MacMillan J. 1977. Further studies on the metabolism of gibberellins (GAs) A₉, A₂₀ and A₂₉ in immature seeds of *Pisum sativum* cv. Progress No. 9. *Planta* 135:129–136.
- Sponsel VM, Gaskin P, MacMillan J. 1979. The identification of gibberellins in seeds of *Vicia faba*, and some chemotaxonomic considerations. *Planta* 146:101–105.
- Stodola FH, Roper KB, Fernel DI, Conway HF, Sohns VE, Langford CE, Jackson RW. 1955. The microbiological production of gibberellins A and X. *Arch Biochem Biophys* 54:240–245.
- Stodola FH, Nelson GEN, Spence DJ. 1957. The separation of gibberellin A and gibberellic acid on buffered partition columns. *Arch Biochem Biophys* 66:438–443.
- Suzuki Y, Kuroguchi S, Murofushi N, Ota Y, Takahashi N. 1981. Seasonal changes of GA₁, GA₁₉ and abscisic acid in three rice cultivars. *Plant Cell Physiol* 22:1085–1093.
- Suzuki Y, Zhang Y-H, Murofushi N, Takeuchi Y. 1994. Endogenous gibberellins in clover broomrape, a parasitic plant, and its host, clover: Dependency of the parasite on the host for gibberellin production. *J Plant Growth Reg* 13:63–67.
- Tadeo FR, Talon M, Germain E, Dosba F. 1994. Embryo sac development and endogenous gibberellins in pollinated and unpollinated ovaries of walnut (*Juglans regia*). *Physiol Plant* 91:37–44.
- Takahashi N, Kitamura H, Kawarada A, Seto Y, Takai M, Tamura S, Sumiki Y. 1955. Biochemical studies on "Bakanae" fungus. Part XXXIV. Isolation of gibberellins and their properties. *Bull Agric Chem Soc Jpn* 19:267–277.
- Takahashi N, Seto Y, Kitamura H, Sumiki Y. 1957. Biochemical studies on "Bakanae" fungus. Part XXXII. A new gibberellin, gibberellin A₄. *Bull Agric Chem Soc Jpn* 21:396.
- Takahashi M, Yamane H, Satoh Y, Takahashi N, Iwatsuki K. 1984. Identification of GA₃₆ in *Pisilotum nudum*. *Phytochemistry* 23:681.
- Takayama T, Toyomasu T, Yamane H, Murofushi N, Yajima H. 1993. Identification of gibberellins and abscisic acid in bulbs of *Lilium elegans* Thunb. and their quantitative changes during cold treatment and the subsequent cultivation. *J Jap Soc Hort Sci* 62:189–196.
- Takeo K, Koshioka M, Pharis RP, Rajasekaran K, Mullins MG. 1983. Endogenous gibberellin-like substances in somatic embryos of grape (*Vitis vinifera* x *Vitis rupestris*) in relation to embryogenesis and the chilling requirement for subsequent development of mature embryos. *Plant Physiol* 73:803–808.
- Talo A, Spray CR, Sommers DA, Donovan CM, Gaskin P, MacMillan J, Phinney BO. 1995. Endogenous gibberellins from callus cultures of maize. *Phytochemistry* 40:11–15.
- Talon M, Zeevaart JAD. 1990. Gibberellins and stem growth as related to photoperiod in *Silene armeria* L. *Plant Physiol* 92:1094–1100.
- Talon M, Hedden P, Primo-Millo E. 1990a. Gibberellins in *Citrus sinensis*: A comparison between seeded and seedless varieties. *J Plant Growth Reg* 9:201–206.
- Talon M, Koornneef M, Zeevaart JAD. 1990b. Endogenous gibberellins in *Arabidopsis thaliana* and possible steps blocked in the biosynthetic pathways of the semidwarf *ga4* and *ga5* mutants. *Proc Nat Acad Sci USA* 87:7983–7987.
- Talon M, Koornneef M, Zeevaart JAD. 1990c. Accumulation of C₁₉-gibberellins in the gibberellin-insensitive dwarf mutant *gai* of *Arabidopsis thaliana* (L.) Heynh. *Planta* 182:501–505.
- Talon M, Zeevaart JAD, Gage DA. 1991. Identification of gibberellins in spinach and effects of light and darkness on their levels. *Plant Physiol* 97:1521–1526.
- Talon M, Zacarias L, Primo-Millo E. 1992. Gibberellins and parthenocarpic ability in developing ovaries of seedless mandarins. *Plant Physiol* 99:1575–1581.
- Tanno N, Yokota T, Abe M, Okagami N. 1992. Identification of endogenous gibberellins in dormant bulbils of Chinese yam, *Dioscorea opposita*. *Plant Physiol* 100:1823–1826.
- Taylor DR, Blake PS, Browning G. 1994. Identification of gibberellins in leaf tissues of strawberry (*Fragaria x ananassa* Duch.) grown under different photoperiods. *Plant Growth Reg* 15:235–240.
- Taylor DR, Blake PS, Crisp CM. 2000a. Identification of gibberellins in leaf tissues of day-neutral strawberry (*Fragaria x ananassa* Duch.) cultivars. *Plant Growth Reg* 30:5–7.
- Taylor DR, Blake PS, Crisp CM. 2000b. Identification of gibberellins in leaf exudates of strawberry (*Fragaria ananassa* Duch.) *Plant Growth Reg* 30:221–223.
- Toyomasu T, Yamane H, Yamaguchi I, Murofushi N, Takahashi N, Inoue Y. 1992. Control by light of hypocotyl elongation and levels of endogenous gibberellins in seedlings of *Lactuca saliva* L. *Plant Cell Physiol* 33:695–701.
- Toyomasu T, Tsuji H, Yamane H, Nakayama M, Yamaguchi I, Murofushi N, Takahashi N, Inoue Y. 1993. Light effects on endogenous levels of gibberellins in photoblastic lettuce seeds. *J Plant Growth Reg* 12:85–90.
- Turnbull CGN. 1989. Identification and quantitative analysis of gibberellins in *Citrus*. *J Plant Growth Reg* 8:273–282.
- Wang Q, Little CHA, Moritz T, Oden PC. 1996. Identification of endogenous gibberellins, and metabolism of tritiated and deuterated GA₄, GA₉ and GA₂₀ in Scots pine (*Pinus sylvestris*) shoots. *Physiol Plant* 97:764–771.
- Watanabe N, Yokota T, Takahashi N. 1978. Identification of N⁶-(3-methyl-but-2-enyl) adenosine, zeatin, zeatin riboside, gibberellin A₁₉ and abscisic acid in shoots of the hop plant. *Plant Cell Physiol* 19:1263–1270.
- Waycott W, Smith VA, Gaskin P, MacMillan J, Taiz L. 1991. The endogenous gibberellins of dwarf mutants of lettuce. *Plant Physiol* 95:1169–1173.
- Webb SE, Appleford NEJ, Gaskin P, Lenton JR. 1998. Gibberellins in internodes and ears of wheat containing different dwarfing alleles. *Phytochemistry* 47:671–677.

- West CA. 1961. The chemistry of gibberellins from flowering plants. In: Klein RM, editor. Plant growth regulation. Iowa: Ames. p 473–482.
- West CA, Phinney BO. 1959. Gibberellins from flowering plants. I. Isolation and properties of a gibberellin from *Phaseolus vulgaris* L. *J Am Chem Soc* 81:2424–2427.
- Williams PM, Bradbeer JW, Gaskin P, MacMillan J. 1974. Studies in seed dormancy. VIII. The identification and determination of gibberellins A₁ and A₉ in seeds of *Corylus avellana* L. *Planta* 117:101–108.
- Willis CL. 1990. Stereoselectivity of osmylation reactions: Synthesis of gibberellins A₇₈ and A₇₉. *Tetrahedron Lett* 31:6437–6440.
- Wynne G, Mander LN, Goto N, Yamane H, Omori T. 1998a. Gibberellin A₁₁₇ methyl ester, a new antheridiogen from *Lygodium circinnatum*. *Phytochemistry* 49:1837–1840.
- Wynne GM, Mander LN, Oyama N, Murofushi N, Yamane H. 1998b. An antheridiogen, 13-hydroxy-GA₇₃ methyl ester from the fern *Lygodium circinnatum* (GA₁₀₉). *Phytochemistry* 47:1177–1182.
- Yamada K. 1982. Determination of endogenous gibberellins in germinating barley by combined gas chromatography-mass spectrometry. *J Am Soc Brew Chem* 40:18–25.
- Yamaguchi I, Miyamoto M, Yamane H, Murofushi N, Takahashi N, Fujita K. 1975. Elucidation of the structure of gibberellin A₄₀ from *Gibberella fujikuroi*. *J Chem Soc Perkin I*. 996–999.
- Yamaguchi I, Yokota T, Murofushi N, Takahashi N, Ogawa Y. 1975a. Isolation of gibberellins A₅, A₃₂, A₃₂ acetonide and (+)-abscisic acid from *Prunus persica*. *Agric Biol Chem* 39:2399–2403.
- Yamaguchi I, Yokota T, Murofushi N, Takahashi N. 1975b. Structure elucidation of gibberellin A₃₂ and its acetonide. *Agric Biol Chem* 39:2405–2410.
- Yamaguchi I, Nakazawa H, Nakagawa R, Suzuki Y, Kuroguchi S, Murofushi N, Takahashi N, Weiier EW. 1990. Identification and semi-quantification of gibberellins from the pollen and anthers of *Zea mays* by immunoassay and GC/MS. *Plant Cell Physiol* 31:1063–1069.
- Yamane H, Yamaguchi I, Murofushi N, Takahashi N. 1971. Isolation and structure of gibberellin A₃₅ and its glucoside from immature seeds of *Cytisus scoparius*. *Agric Biol Chem* 35:1144–1146.
- Yamane H, Yamaguchi I, Murofushi N, Takahashi N. 1974. Isolation and structures of gibberellin A₃₅ and its glucoside from immature seeds of *Cytisus scoparius*. *Agric Biol Chem* 38:649–655.
- Yamane H, Murofushi N, Osada H, Takahashi N. 1977. Metabolism of gibberellins in early immature bean seeds. *Phytochemistry* 16:831–835.
- Yamane H, Takahashi N, Takeno K, Furuya M. 1979. Identification of gibberellin A₉ methyl ester as a natural substance regulating formation of reproductive organs in *Lygodium japonicum*. *Planta* 147:251–256.
- Yamane H, Yamaguchi I, Kobayashi M, Takahashi M, Sato Y, Takahashi N, Iwatsuki K, Phinney BO, Spray CR, Gaskin P, MacMillan J. 1985. Identification of ten gibberellins from sporophytes of the tree fern, *Cyathea australis*. *Plant Physiol* 78:899–903.
- Yamane H, Fujioka S, Spray CR, Phinney BO, MacMillan J, Gaskin P, Takahashi N. 1988a. Endogenous gibberellins from sporophytes of two tree ferns, *Cibotium glaucum* and *Dicksonia antarctica*. *Plant Physiol* 86:857–862.
- Yamane H, Satoh, Y, Nohara K, Nakayama M, Murofushi N, Takahashi N, Takeno K, Furuya M, Furber M, Mander LN. 1988b. The methyl ester of a new gibberellin, A₇₃: the principal antheridiogen in *Lygodium japonicum*. *Tetrahedron Lett* 29:3959–3962.
- Yamauchi T, Oyama N, Yamane H, Murofushi N, Takahashi N, Schraudolf H, Furber M, Mander LN, Patrick GL, Twitchin B. 1991. Biosynthesis of antheridic acid, the principal antheridiogen in *Anemia phyllitidis*. *Phytochemistry* 30:3247–3250.
- Yamauchi T, Oyama N, Yamane H, Murofushi N, Schraudolf H, Pour M, Furber M, Mander LN. 1996. Identification of antheridiogens in *Lygodium circinnatum* and *Lygodium flexuosum*. *Plant Physiol* 111:741–745.
- Yanagisawa T, Katayama M, Sudo K, Yagoshi T, Watanabe M, Samsodin RR, Yamaguchi I, Takahashi N. 1992. Endogenous gibberellins from young shoots of three bamboo species. *Biosci Biotech Biochem* 56:81–83.
- Yokota T, Murofushi N, Takahashi N, Tamura S. 1971. Gibberellins in immature seeds of *Pharbitis nil*. Part II. Isolation and structures of novel gibberellins, gibberellin A₂₆ and A₂₇. *Agric Biol Chem* 35:573–582.
- Yokota T, Takahashi N. 1981. Gibberellin A₅₉: a new gibberellin from *Canavalia gladiata*. *Agric Biol Chem* 45:1251–1254.
- Yuda E, Nakagawa S, Murofushi N, Yokota T, Takahashi N, Koshioka M, Murakami Y, Pearce D, Pharis RP, Patrick GL, Mander LN, Kraft-Klaunzer P. 1992. Endogenous gibberellins in the immature seed and pericarp of loquat (*Erioborya japonica*). *Biosci Biotech Biochem* 56:17–20.
- Zanewich KP, Rood SB. 1993. Distribution of endogenous gibberellins in vegetative and reproductive organs of *Brassica*. *J Plant Growth Reg* 12:41–46.
- Zanewich KP, Rood SB. 1994. Endogenous gibberellins in flushing buds of three deciduous trees: Alder, Aspen, and Birch. *J Plant Growth Reg* 13:159–162.
- Zeevaart JAD, Gage DA, Talon M. 1993. Gibberellin A₁ is required for stem elongation in spinach. *Proc Natl Acad Sci USA* 90:7401–7405.
- Zeigler RS, Powell LE, Thurston HD. 1980. Gibberellin A₄ production by *Sphaceloma manihoticola*, causal agent of cassava superelongation disease. *Phytopathology* 70:589–593.